

Western States Trail Ride

July 16, 2022

Rider E Packet ~ Cover Sheet

Content	Page
Welcome Letter from Ride Director	1
Ride Week Agenda	2
2022 Research Study	3
Webcast ~ You Are the Story	4
Access Map to Robie Park	5
Robie Park Layout	6
Robie Park Rules & Policies	7
Check In: Reminder to bring forms	8
Water Use Policies for 2022	9
Starting Instructions for Tevis	10
Start Map for Tevis	11
Robinson Flat Vet Check Layout	12
Robinson Flat Unloading Instructions	13
Foresthill Vet Check Layout	14
Finish Map from Overlook to Stadium	15
Gold Country Fairgrounds Traffic Flow Map	16
Fairgrounds Stabling Procedures & Policies	17
Requirement to strip stalls @ Fairgrounds	18
What to Do if Your Horse is Pulled P 1	19
What to Do if Your Horse is Pulled P 2	20
Summary of Key Points for Crews	21



July 16, 2022

Dear Tevis Rider



Welcome to the 66th running of the Western States “Tevis Cup 100 Miles in One Day” Trail Ride, fondly known as the “Tevis Cup.” The digital documents attached to this email comprise your rider packet and contain vital information regarding your participation in this event. You will receive an envelope from the US Postal Service containing the booklet *Rules of the Western States Ride - Including Ride Policies & Ride Medication Policy*, your vehicle passes, Checkpoint Card and crew wristbands for Robinson Flat as the event nears. Please familiarize yourself and your crew members with the information contained in the booklet. This rule book and policy manual is also currently available on the website, <http://www.teviscup.org>. The success and ease of your ride will be increased with your familiarity of the rules and guidelines contained in that document.

1. Rider numbers will be assigned one to two weeks prior to the ride.
2. Remember, horses are not to be in the Rider Check-in/Registration Area.
3. If you are coming from out-of-state, please check with your local veterinarian about requirements for taking horses across state lines and into California and regularly check our website www.teviscup.org for updates such as fire conditions, etc.
4. We have added a sheet to this rider packet JUST FOR YOUR CREW. It summarizes the most vital (but not all) information regarding critical policies and procedures. Remember that the rider is responsible for the actions of the rider's crew member(s). We hope this page helps.
5. Please do not start your engines prior to 5:30 am on Saturday morning. If you are driving in from town on Saturday morning, please enter from the North on Road 6 and do not drive past the overflow parking area until after 5:30 am.
6. Be prepared for any kind of weather in the Sierras in July.
7. We salute the Junior Riders and their Sponsors. Juniors and Sponsors must be familiar with the sponsorship rules listed in the Rules booklet, including the Change of Sponsor form. **Juniors must not proceed down the trail without a sponsor.**
8. Because there may be last-minute changes to rider or crew information, it is mandatory that you attend the Pre-Ride meeting at Robie Park on Friday, July 15, 2022, at **6:30** PM at the Barsaleau Pavilion. This meeting will cover any changes to the trail, cut-off times, pulse criteria, and other important information relating to your successful trip to Auburn.
9. Make arrangements in advance for shuttling your rig out of Robie Park.
10. Robie Park & Robinson Flat: DO NOT SAVE SPACES. First come/first served at both locations. If the policy is not adhered to, WSTF may be fined for your offense. Spread manure and haul out your garbage before you leave your camp/crew space at Robie Park. Bag manure & hay at Robinson. Leave no trace is the standard at these locations.
11. Only one vehicle per rider is allowed into Robinson Flat--**“Buddy up” or car-pool.** The Ride will provide a shuttle from Sailor Flat to Robinson Flat. Place your Robinson Flat Vehicle Pass on your dashboard. At 9:00 am OR when the first horse arrives the last of the crew vehicles will be allowed to go from Sailor Flat to Robinson. After that time, park at Sailor Flat and ride the shuttle to Robinson. You are allowed to send two crew members into RF; they must have 2022 wristbands.
12. Cut-off times *to leave a vet stop/check point* will be strictly adhered to; become very familiar with these in and out times. This information can be found for review on the Checkpoint Card and at <http://www.teviscup.org>.
13. The farriers will be charging for their services during the Ride. If you use specialized shoes/pads, please bring spares in the event they are needed.
14. Should your horse require veterinary treatment during or after the Western States Trail Ride, you are directly responsible to the attending Veterinarian for payment.
15. Rule books, your vehicle passes, checkpoint information card, your rider number, and 2 crew wristbands for Robinson Flat will be mailed to riders with home addresses in California, Nevada, Oregon, and Washington via US mail. If your address is any other state, your pre-ride packet will be held for you and can be picked up at the Tevis office in Auburn until July 13.

Lastly, **don't** think of the Tevis as 100 miles! Ride each section in increments with planning that is specific for that section of trail. Give your horse and yourself time to regroup prior to each vet check, demonstrate patience and courtesy, and enjoy the horse you are on, the trail you traverse, the compatriots who are sharing the trail with you, and the **experience known as “The Tevis.”**

From the Board of Governors, the 750+ volunteers, and myself, thank you for participating, and have a great ride!

Sincerely,

Chuck Stalley

Chuck Stalley, 2022 Ride Director



WESTERN STATES TRAIL RIDE

Ride Week Agenda

"THE TEVIS CUP 100 MILES ONE DAY RIDE"
66th Anniversary Ride – July 16, 2022



Wednesday, July 13, 2022

6:00 p.m. - Chicken/Tri-Tip Barbecue. Donation for the meal, No-Host-Bar, Tevis Office @ The North Lot, 160 Gum Lane, Auburn.
Sponsored by Native Sons of the Golden West and the City of Auburn

Friday, July 15, 2022

10:00 a.m. - RIDER CHECK-IN begins at ROBIE PARK. **Participant's Ride Packet**s available at Ride Management Check-In near the Vendor Exhibit area. Late entrants **MUST** observe posted signs for orderly preparation of entry application and payment of any charges. ALL RIDERS: be sure to bring the completed and signed "Emergency Information" form, the Release for Palisades/Tahoe, and the "Rider Biography" form. PLEASE DO NOT BRING YOUR MOUNT TO THE RIDE MANAGEMENT TABLE AREA.

11:00 a.m. - BBQ LUNCH. No Host, limited lunch (hamburgers, hotdogs, veggie burgers, tri tip & cold drinks) available for purchase. Located near the Vendor area.

12:00 p.m. - 5:00 p.m. VETERINARY CHECK-IN – at the Mansfield Arena. Veterinary examination. Proceed to the Mansfield Arena for check-in with management and direction to veterinary examination position. The final step after successful veterinary examination is to have numbers applied to **riders'** mounts and have wrist bands attached to riders.

**Meet at the Barsaleau Pavilion for all meetings with an asterisk.*

3:00 p.m. ~ CREW BRIEFING.* with a question & answer time, attendance is not mandatory but highly recommended.

3:30 p.m. ~ JUNIOR RIDER & SPONSOR MEETING.* Attendance is mandatory by ALL Junior Riders AND their Sponsoring Riders.

4:00 p.m. ~ NEW RIDER MEETING.* A member of the Board of Governors will address areas of concern for first time Tevis riders.

Serving Starts @ 4:30 p.m. ~ PRE RIDE DINNER \$20. Ticket sales and meal service at the entrance to the Meadow by the Pavilion.

6:30 p.m. ~ PRE-RIDE BRIEFING and QUESTION/ANSWER PERIOD.* ATTENDANCE IS MANDATORY for ALL RIDERS. We suggest that crewmembers also attend this important meeting to learn about any last-minute trail conditions and checkpoint details. PLEASE BRING A CHAIR.

Saturday, July 16 - RIDE DAY

4:30 a.m. - PARTICIPANTS ASSEMBLE for the START, following instructions given at the pre-ride briefing. Riders must check in with the timers after leaving their starting pens and before going to the start line.

CREWS PLEASE NOTE –

DO NOT START UP YOUR ENGINE OR LEAVE Robie Park prior to 5:30 AM on Ride Morning!
Headlights and maneuvering vehicles create an unnecessary hazard to riders as they assemble for the Ride start.

5:15 a.m. - THE START! Have a safe journey to Auburn -- "Endurance Capital of the World."

5:30 a.m. - ALL Participants **MUST** depart the camping area as observed by the timers. NO EXCEPTIONS!

5:31 a.m. - SWEEP RIDERS DEPART behind the last participant.

9:00 p.m. - McCANN STADIUM activities and entertainment ~ Sit on the hill and watch the finishers arrive at the *WSTF water trough* as they finish their 100 miles and continue over to ride under the banner in McCann Stadium!

Sunday, July 17, 2022- POST RIDE ACTIVITIES at Auburn

5:15 a.m. - RIDE CUT-OFF TIME at the *WSTF water trough* timed and place finish, ¼ mi. before McCann Stadium, Auburn.


6:30 a.m. – BREAKFAST a fabulous and hearty meal is available for purchase at the North end of McCann Stadium, prepared by the Native Sons of the Golden West. Menu includes: Coffee, OJ, scrambled eggs, bacon, hash browns, the works!

10:00 a.m. - Judging of Top-Ten finishers for the Haggin Cup Best Condition award at McCann Stadium. Top-Ten horses MUST REMAIN ON THE PREMISES after finishing and until the judging!

1:00 p.m. - AWARDS CEREMONY BANQUET – At the Upper Pavilion of the Gold Country Fairgrounds. **Rider's entry fee includes a ticket.** Purchase additional tickets "at the door" for \$25.

2:00 p.m. - AWARDS PRESENTATION.

TEVIS CUP 2022 RESEARCH PROJECT



Dear Tevis Rider,

The Western States Trail Foundation consistently seeks to support research projects to better understand and help the horses competing in the sport of endurance. This year's research study will focus on the amount of dehydration and electrolyte loss a horse undergoes before the ride and determining whether giving IV fluids on Friday (the day before the event) will improve hydration and electrolyte concentrations during competition.

Multiple in-ride blood draws have been performed in previous studies (as will be required in this study) and have proven to be very successful and non-intrusive with the ride. This year should be no different.

In addition to the blood sampling, all horses will have a catheter placed on Friday before the ride check-in. Half of the horses will receive a 10L bolus (2 bags) of IV fluids and half of them will not (placebo). The bags and IV lines will be covered so that you will not be allowed to know if your horse received the IV fluids. Full details are explained on the next page of this Rider Packet. Further details and procedures are provided on the next page of this Rider Packet.

Although not common in the United States, hydrating horses before a ride via IV fluids is a practice in many parts of the world. However, whether it is actually an advantageous way to compensate for transport losses and keep the animals hydrated and in good electrolyte balance during an event is unknown.

This ground-breaking research project should yield some important information after the blood and vet scores of the participant horses are studied by the veterinarian researchers. The results of this study will benefit both the horses and the sport of endurance riding.

The participating riders will receive their horses' laboratory results after the study, which is a rare opportunity to see how your own horse handled the demands of transport and the 100-mile trail. The pre-ride values will help you assess your preparation, and the in-ride values will assess the quality of replacement during the ride. Only the researchers will know which horses received the fluids.

The findings from the study and an acknowledgement of all those who participated is planned for next year's Tevis *Forum*. If you would like to participate, please contact research@lbemc.com. We look forward to working with you and your horse.

Langdon Fielding, DVM
Loomis Basin Equine Medical Center
Principal Investigator



Mike Peralez, DVM
Foothill Equine
Tevis Cup Head Veterinarian



Jay Mero, DVM
Mariposa Equine Services
WSTF Governor



RESEARCH STUDY: Do Intravenous Fluids the Day Before the Ride Affect Electrolyte/Hydration Status and Elimination?



Animals: 24 horses competing in the 2022 Western States 100-mile endurance ride

Brief Description: A blinded, randomized clinical trial to compare the effects of 10L of balanced, isotonic crystalloid fluid compared to placebo. Blood samples will be collected from all horses at home (prior to transport to the ride), prior to intravenous fluid administration (Friday), following intravenous fluid administration (Friday), the morning before the ride starts (Saturday), and then at Mile 13, Mile 36, Mile 68, and Mile 100.

Significance: Intravenous fluids are administered to endurance horses the day before the ride at many large competitions around the world. The benefits of this practice are completely unknown. It is unclear whether this treatment offers an advantage to specific horses or has little effect on hydration or finishing status.

Hypothesis: Intravenous fluids administered the day before the ride improve hydration status and elimination rate.

Procedures:

Eligibility: Horses are eligible for enrollment if they have entered in the 2022 Tevis Cup

Randomization: Horses will be block randomized based on the distance they will be traveling to the ride

Blood Sample Collection:

- a) At home (prior to transport): Similar to a previous study, a doctor or technician will collect blood at home prior to transport to the ride. This sample can be collected within 3 days of transport to the ride and will be used as a baseline.
- b) Friday morning (day before the Ride) prior to intravenous fluid (or placebo) administration.
- c) Friday morning after fluid (or placebo) administration
- d) Saturday morning before the start of the ride (previous study sampled blood at approximately 3:00-3:30 am)
- e) Mile 13 (High Camp)
- f) Mile 36 (Robinson Flat)
- g) Mile 68 (Foresthill)
- h) Mile 100 (Finish)

Fluid Administration: An IV catheter will be placed for all enrolled horses with a T-port and PRN attached. A fluid pole attached to a truck (design used at previous rides) will have 4 bags (5L) of fluids connected to an IV line. The fluids will be covered with a sack so that it cannot be seen from the ground whether the fluids are running or clamped. Horses in the IV fluid group will receive 10L of fluids while horses in the placebo group will not receive any fluids. The fluids for the placebo group will be clamped under the sack covering the fluids so only the individual administering the fluids will be aware of the treatment.

Sample Analysis: Electrolytes, PCV, and Total Protein will be measured on all collected samples.

Data Collection: Examination data from the rider cards and the finishing/elimination status of the horse will be recorded.

Data Analysis: Two-way ANOVA.



You ARE the Story!

Tevis Webcast Notes



Dear Tevis Riders,

This notice is to let you know that in about a week you will receive an email with the **subject line: "Tevis Webcast Notes."** There will be a file attachment. The information in the email will be the same as that on the file attachment. It's just being sent both ways for ease of use. This email will come directly from a member of the Tevis webcast crew. Please open the email, provide info requested, and reply to the sender.

Over the last decade the explosion of social media and the demand for up to the minute reports and details means that almost every event has a Facebook Live broadcast. The Tevis Cup is no different, and we want to accommodate the spectators, family, and friends, both near and far. Over the last few years our live webcast has grown in both broadcast time, and locations.



Information about individual riders keeps viewers engaged. So, we are asking you to provide details for our broadcast (i.e. the breeding of your mount, hoof protection, your age, your job, your hometown, your saddle, your tack, etc.) Some of this information we can get from your ride entry, but much of it we need to either look up on the fly or be lucky enough to have personal knowledge.


Some of the most critical information you can give us is the **correct pronunciation of your name, your mount's name, and your hometown.** Pronunciations may seem obvious, but if anyone has ever gotten your name wrong, please indulge us here. Ann Smith is pretty obvious, but Anne Smyth has several possible variations.

The webcast team strives to stream accurate information to the public on progress of **the ride. We do experience "down time"** where we are waiting for riders to pass through checkpoints or hit the finish. We are asking our riders to provide fuel to keep our webcast lively.

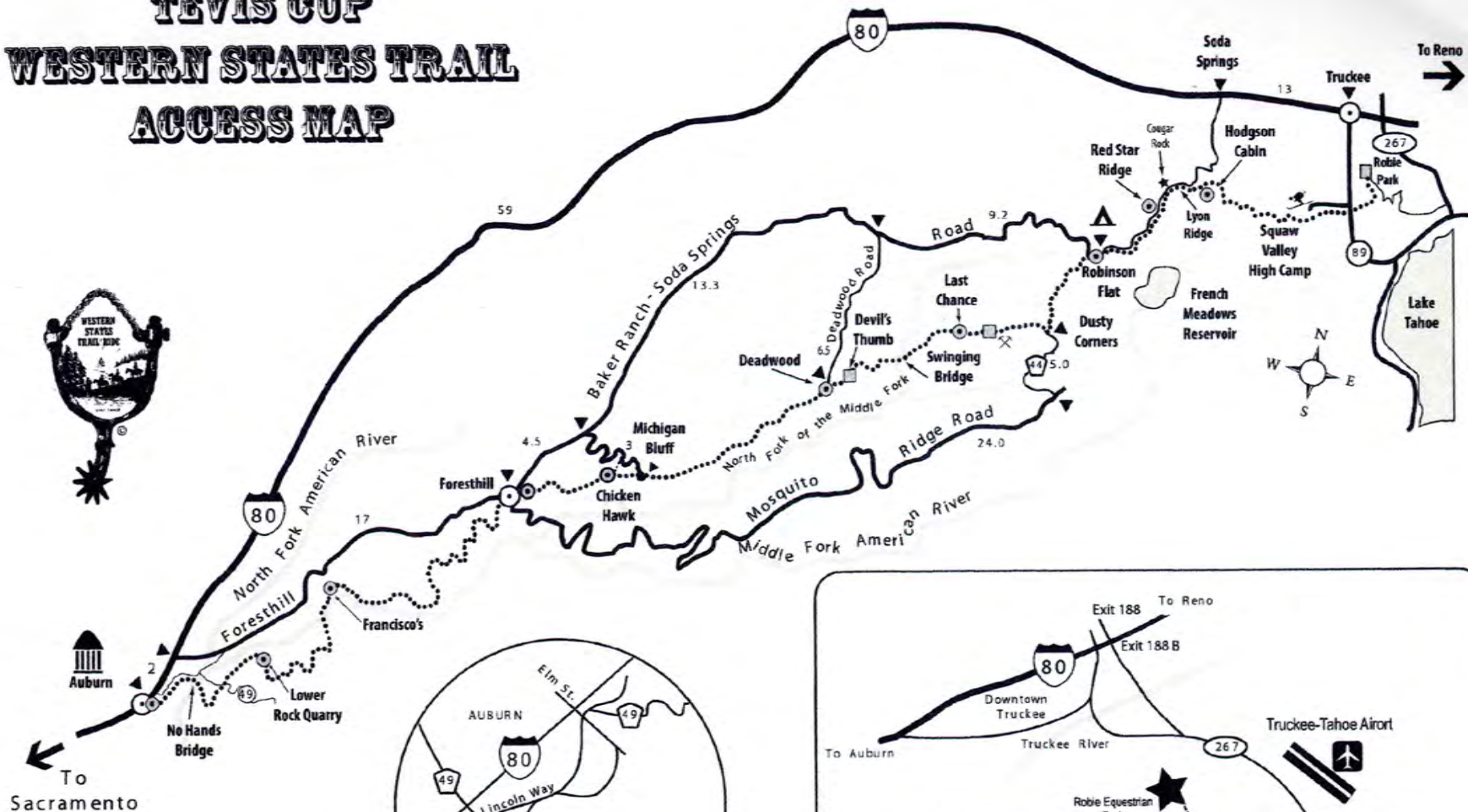
Congratulations on making it this far on your Tevis journey. **We can't wait to announce your progress along the route.** We sincerely appreciate your support of the Webcast!

~Abigail Madden

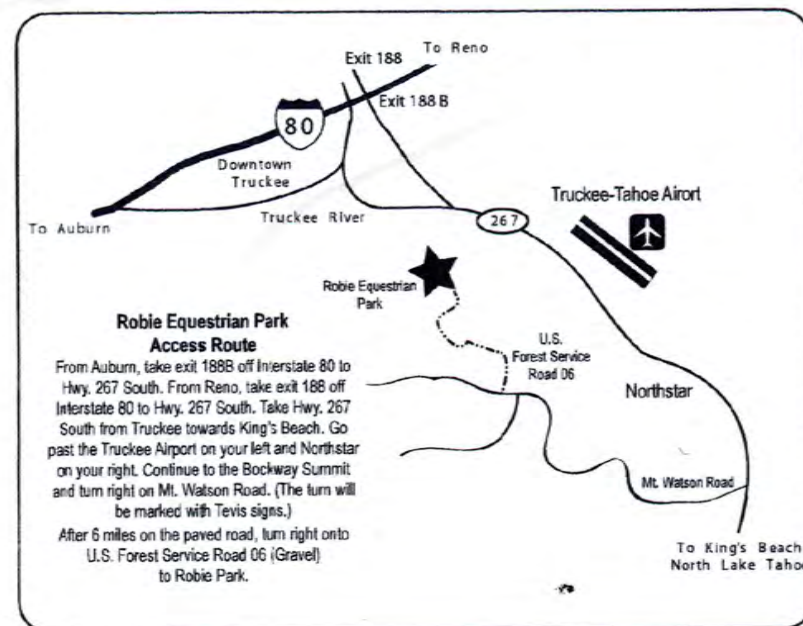
And your webcast crew



TEVIS CUP WESTERN STATES TRAIL ACCESS MAP



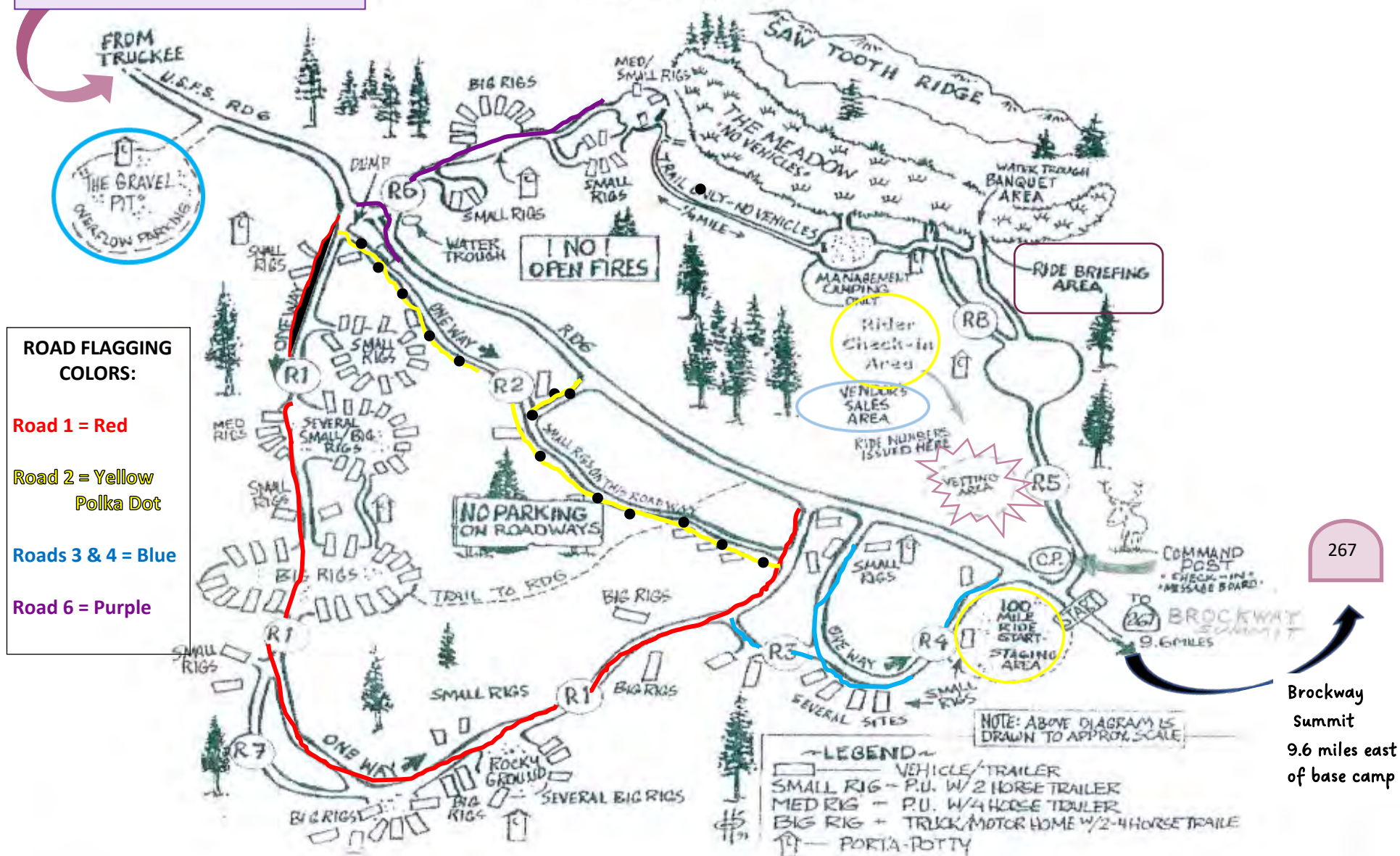
LEGEND	
	Freeway
	Paved Road
	Dirt Road
	River
	Western States Trail
	Major Checkpoints
	Historical Interest
	Mileage Points



Road 6 = Purple

ROBIE PARK

Base Camp Layout





P.O. Box 714
Foresthill, CA 95631
530-367-4332

robiepk@robiefoundation.org



RULES & POLICES FOR THE WENDELL & INEZ ROBIE EQUESTRIAN PARK ("Park")

*******ANYONE USING THE PARK AREA DOES SO AT THEIR OWN RISK*******

1. No campfires are permitted at the Park.
2. **Dogs must be kept on a leash AT ALL TIMES. Owners of unleashed dogs will be asked to leave the premise. This is a mandate per our insurance.**
3. All water provided at Park is for animal use ONLY---the water is NOT tested or treated for human use.
4. Horses are not allowed in the meadow area due to environmental concerns.
5. Wildlife inhabits the area such as---BEARS, COYOTES, RATTLESNAKES, MOUNTAIN LIONS, PORCUPINES etc, be cautious and respect of their space.
6. The Tahoe/Truckee area is a VERY HIGH MULTI-USE AREA---with mountain bikes, motorcycles, runners, hikers and equestrians sharing the trails.
7. Individuals and groups are responsible for cleaning up and removing all garbage. Any clean-up costs incurred by the WENDELL AND INEZ ROBIE FOUNDATION ("WIRF") will be charged back to the user plus a noncompliance fee.
8. Horse manure needs to be spread and the camping areas left clean and natural.
9. Headquarter and camping areas may be reserved in advance by contacting the WIRF at (530-367-4332) or by email at (wendellrobie@gmail.com).
10. The WIRF requests a (\$15.00) per horse/night donation to assist in the maintenance and continued improvements for the area.
11. The intent of the WIRF is to provide primitive equestrian staging area for access to the trails in and around the Truckee/Tahoe high country. The Park is NOT a commercial venture, but rather a (PRIVATE PROPERTY PUBLIC BENEFIT) as pursuant to a R&T 501(C)3 non-profit organization.
12. The Park falls within the boundaries of the Tahoe National Forest and ALL United States Forest Service (USFS) regulations must be followed as they pertain to day or overnight use. (CONTACT THE TRUCKEE USFS OFFICE AT 530-587-3558 FOR QUESTIONS AND CURRENT USE UPDATES.)
13. The WIRF reserves the right to refuse access to any individuals with or without cause at the Park.

*****PLEASE NOTE: ALL EVENTS ARE REQUIRED TO PROVIDE A CERTIFICATE OF INSURANCE NAMING THE WIRF AS ADDITIONAL INSURED ALONG WITH COMPLETING THE PARK USE FORMS*****

AGREEMENT TO THE PARK RULES & POLICES:



TEVIS RIDERS

Reminder: You are receiving this Rider Information Packet via email. In addition, you will receive

“Rider Packet #2: Robie Park Check-in Forms”

which is a separate email containing forms which you need to print, complete, take with you and turn in at Robie Park. The check-in staff will require these forms to release your Tevis Rider Packet containing your vet card, meal tickets, etc.

If you are not the owner of your mount for Tevis, you will need to bring 2 additional forms to Rider Check-in this year. These documents are in the “Rider Packet #2” attachments. These forms (Form A and Form B) will need to be printed, completed, and signed by the owner of the horse in order to complete your registration.

We want to call your attention to these documents as this is the first year they have been required. If you have questions, please contact the Tevis office.



WESTERN STATES TRAIL RIDE

Vet Check Water Uses 2022

The drought affecting the entire western portion of the United States has reached extreme levels unlike any of us have experienced in our lives. Ride management has established water use policies for riders and crews. It is imperative that riders and crews understand ride management's expectations. Volunteers will enforce these policies at each vet check. Ride management asks that all participants of the Tevis honor and respect these policies which will be enforced consistently throughout the event.

Definitions:

Sponge: A squishy item that absorbs water and is used for the application of water to a horse.

Scoop: A vessel of less than a gallon in volume that is the reincarnation of a Clorox bottle or a soft dog bowl. It is used to scoop (hence its name) water onto a horse. It can also be used to water a horse.

Bucket: A water vessel larger than one gallon, which may or may not have a handle, and is used for either drinking or holding water from which a sponge may be used. It MAY NOT be used as a scoop due to water use limitations.

Trough: A larger water vessel which holds between 50 and 250 gallons of water. Horses can drink from troughs, riders may scoop from troughs, but **riders may not to sponge from troughs.**

Water Usage on the Trail

1. A rider may scoop or sponge from **all natural water sources** found along the trail.
2. Unless informed otherwise, troughs on the trail are for drinking only. No scooping or sponging due to water limitations.

Water Usage in Vet Checks:

1. There will be water troughs at all vet checks.
2. The water in these troughs is for both drinking and cooling.
3. A rider or crew member may use a scoop (see definition of scoop) to scoop water from a trough to cool a horse. There are no limits on how much water can be scooped UNLESS the head volunteer has determined there is not enough water to allow unlimited scooping. If limitations are instituted, this needs to be done so as early as possible to make sure all riders are treated as equally as possible. Head Volunteers should not be too cautious as there is no benefit to dumping water after the last horse passes through, however, there also needs to be an equal amount of water available for the last horse. Water use should be used judiciously but it must be recognized that some horses need a great deal of cooling.
4. If sponges are being used to apply water to a horse, the sponge shall not be dipped directly into the water troughs. Buckets must be used to wet sponges. Ride management will provide buckets at the vet checks for this purpose. The buckets will be dipped directly into the troughs to be filled with water.
5. In past years, some volunteers have become over protective of water cleanliness. ALL TROUGHs can be used for scooping and buckets can be dipped into them to get water for sponging. Some water will splash off a horse into a trough and this is acceptable. Volunteers only need to ask riders to be careful when a great deal of water is coming off the horse and back into the trough. This is a judgement call, and it should only take a moment to assess if it is really a problem.

Thank you for conserving water and following these procedures uniformly at all vet checks.

2022 Tevis Ride Management

Western States Trail Ride - 2022 Starting Instructions

The pen start system for Tevis, instituted in 2006, will again be utilized in 2022.

Pen Assignments:

For 2022, the assignment to Pen 1 was based on your submission of a seeding form which must be received by WSTF **no later than June 30, 2022**. The form is available at teviscup.org. The top 60 entries (based on the horse's ride records) are assigned to Pen 1 and the remaining entries are assigned to Pen 2. For those of you who do not want to be in the pens for the start, there is a virtual Pen 3 which means you can be anywhere you want (except for in Pen 1) and you can follow the Pen 2 riders across the starting line just as long as you check in with the Robie Park out timer by 5:15 am.

Please see map on the next page of this packet.

- A rider assigned to Pen 1 may enter Pen 1 or Pen 2.
- A rider assigned to Pen 2 may only enter Pen 2.
- Pen 3 is virtual – be anywhere you want except in Pen 1
- Juniors must enter the pen to which their sponsor is assigned

NOTE: Only Pen 1 riders will have a pen entry ticket in their ride packets.

This Ticket is NOT TRANSFERABLE TO ANOTHER RIDER. Pen 2 riders do not need a ticket.

Pen Location:

Pen 1 is the same as in prior years and is located on the main road just past the “Y” to the vendor area. The entrance to Pen 1 will be on the main road past the entrance to Pen 2.

The entrance to Pen 2 will be between the trail from the main road to Mansfield Arena AND the entrance to Pen 1 or they may enter Pen 2 from the trail leading from the main road to Mansfield Arena. Since Pen 2 riders do not need a ticket, it does not matter where they enter the Pen 2 area. **Please see the map on the next page.**

The Start:

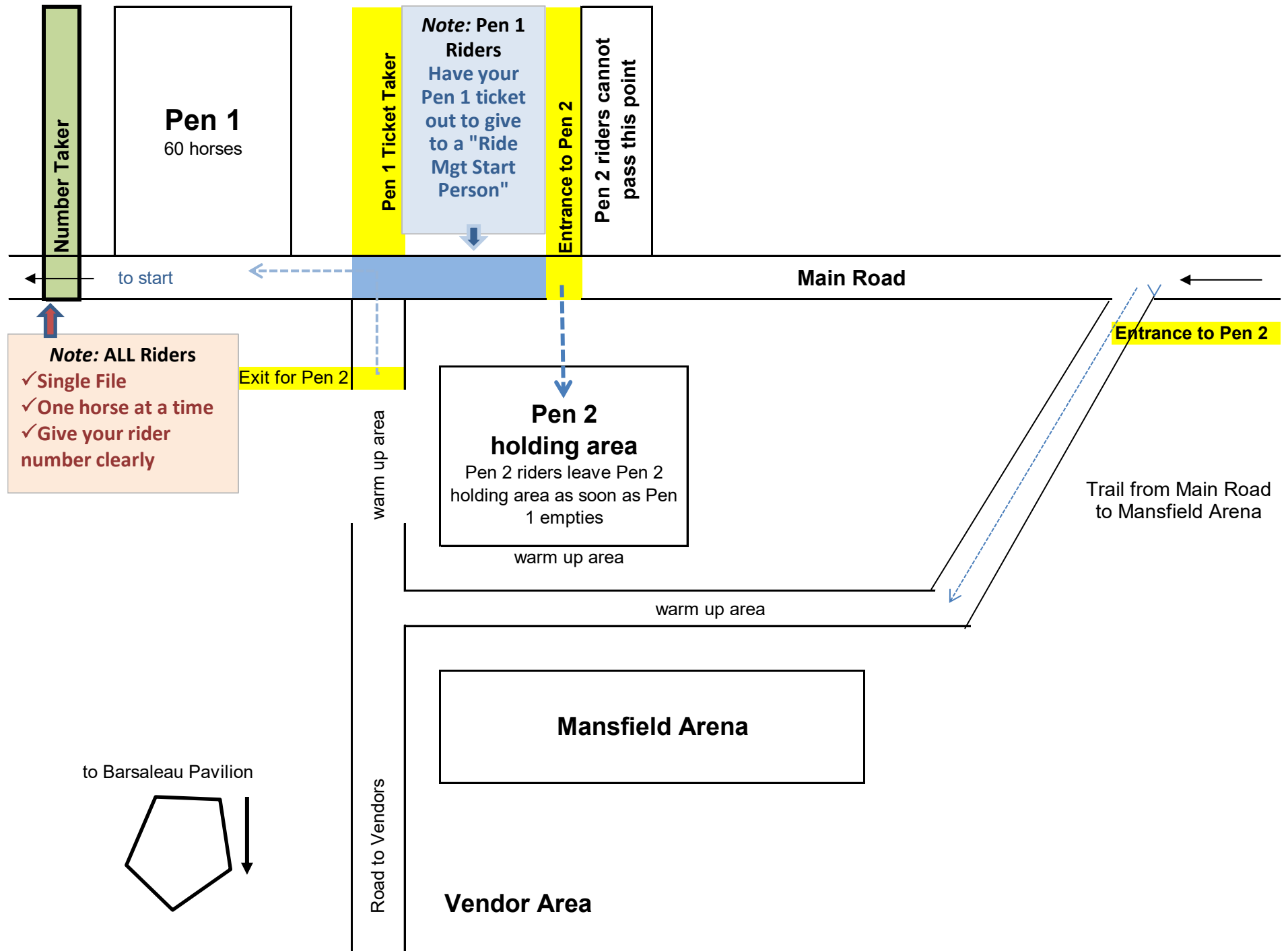
Riders may enter their assigned pen up to the time their pen empties. Pen 1 will begin emptying at 4:55 AM which is 20 minutes before the start. The horses will **WALK** to the starting line for the start at 5:15 AM. It will take the riders approximately 10 minutes to walk to the starting line so it is anticipated that the Pen 1 horses will only stand on the road for about 10 minutes and the Pen 2 horse less time. As the last riders from Pen 1 **give their numbers to the number taker**, Pen 2 will be released to walk to the number takers. Each pen will have designated lead riders lead the other riders to the starting line. The lead riders shall not be passed. Any rider who is late for the emptying of Pen 1 will join the riders in Pen 2.

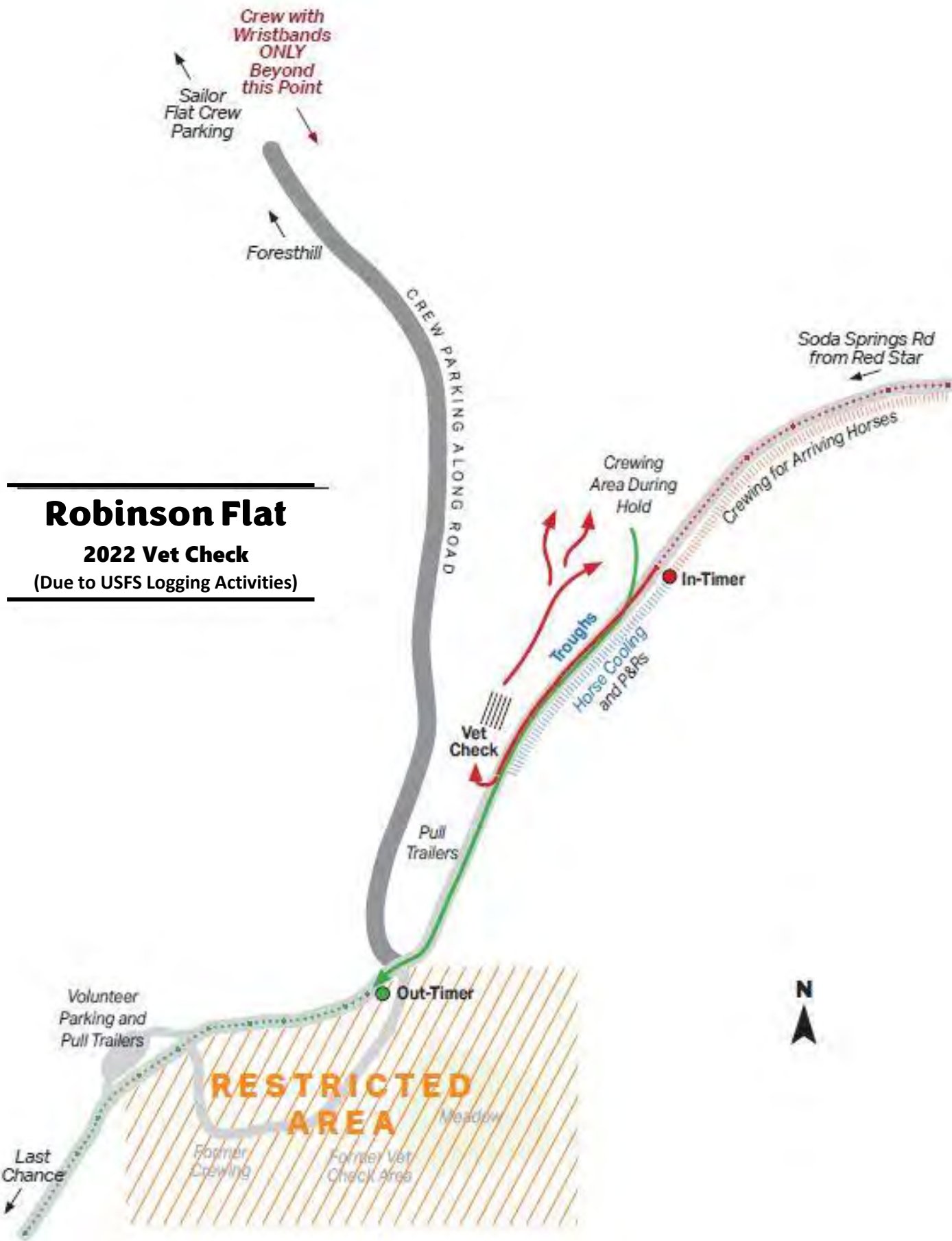
Pen 1: There will be 60 horses in Pen 1. There is adequate room in Pen 1 to allow the horses to walk in a large circle until the pen empties. It is hoped the riders will take advantage of this opportunity to allow the horses to warm up. Riders will not be allowed to congregate at the gate of the pen until 2 minutes before the pen is to empty. The pen manager will make a loud two-minute call at which time the riders can line up to exit the pen if they wish. We apologize in advance for the dust.

Pen 2: Pen 2 is for all riders who are not in Pen 1. Pen 2 horses can warm up by using the roads and all open areas in Pen 2. The only area that is off limits is the Mansfield Arena. This will give the riders enough room to sort themselves out; riders who want to ride faster can filter to the front of Pen 2, and the riders who want to start slower can filter to the back of Pen 2. Pen 2 will proceed to the starting line when Pen 1 empties which is anticipated to be at 5:00 AM. They will be led to the starting line by a lead rider.

Pen 3: Pen 3 is a virtual pen for those who do not want to be around other horses for the start. Riders can be anywhere except for in Pen 1. It is the rider's preference and can include being back at his/her trailer. The only requirement is that the rider cross the starting line by 5:30.

2022 Western States Trail Ride - Start Map





ROBINSON FLAT UNLOADING INSTRUCTIONS

The Pilot Car will start at 6:00 AM.

We will send up 20-40 vehicles at a time from Sailor Flat to Robinson Flat. These vehicles must be displaying a **Robinson Flat Crew Vehicle Pass** in the front window. This pass will be mailed to you a few weeks before the ride date. Follow the vehicle in front of you until the “train” stops at Robinson Flat. You will have no more than 3 minutes to unload your crewing gear. **Under no circumstances are you to walk off and leave your vehicle!! Be ready to pullout in 3 minutes.**

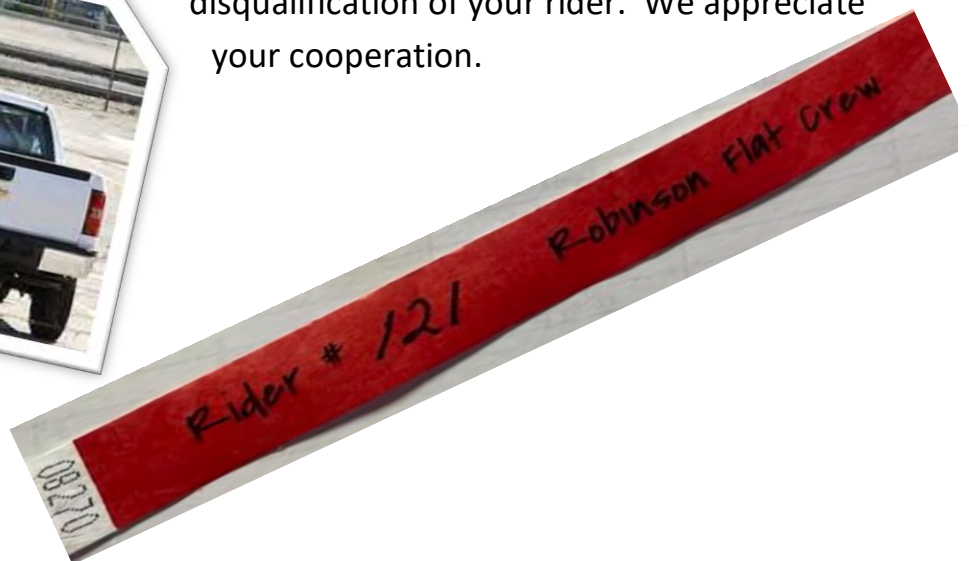
Unload your stuff, pile it next to wherever you are stopped, and be prepared to drive forward and out as soon as the car ahead of you starts up.

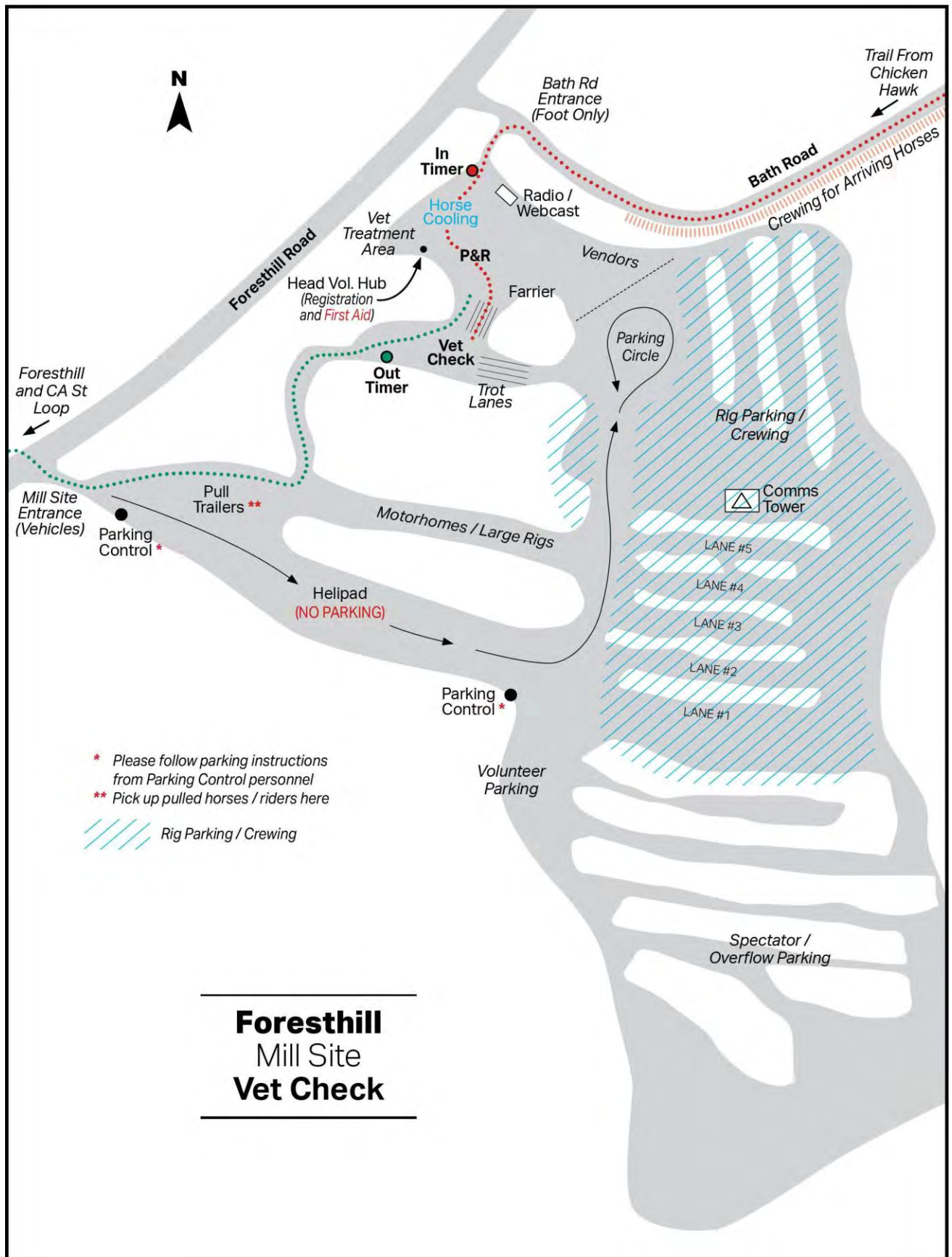
All vehicles will then proceed back down toward Sailor Flat and park along the right hand side of the road. Drivers will walk back up.

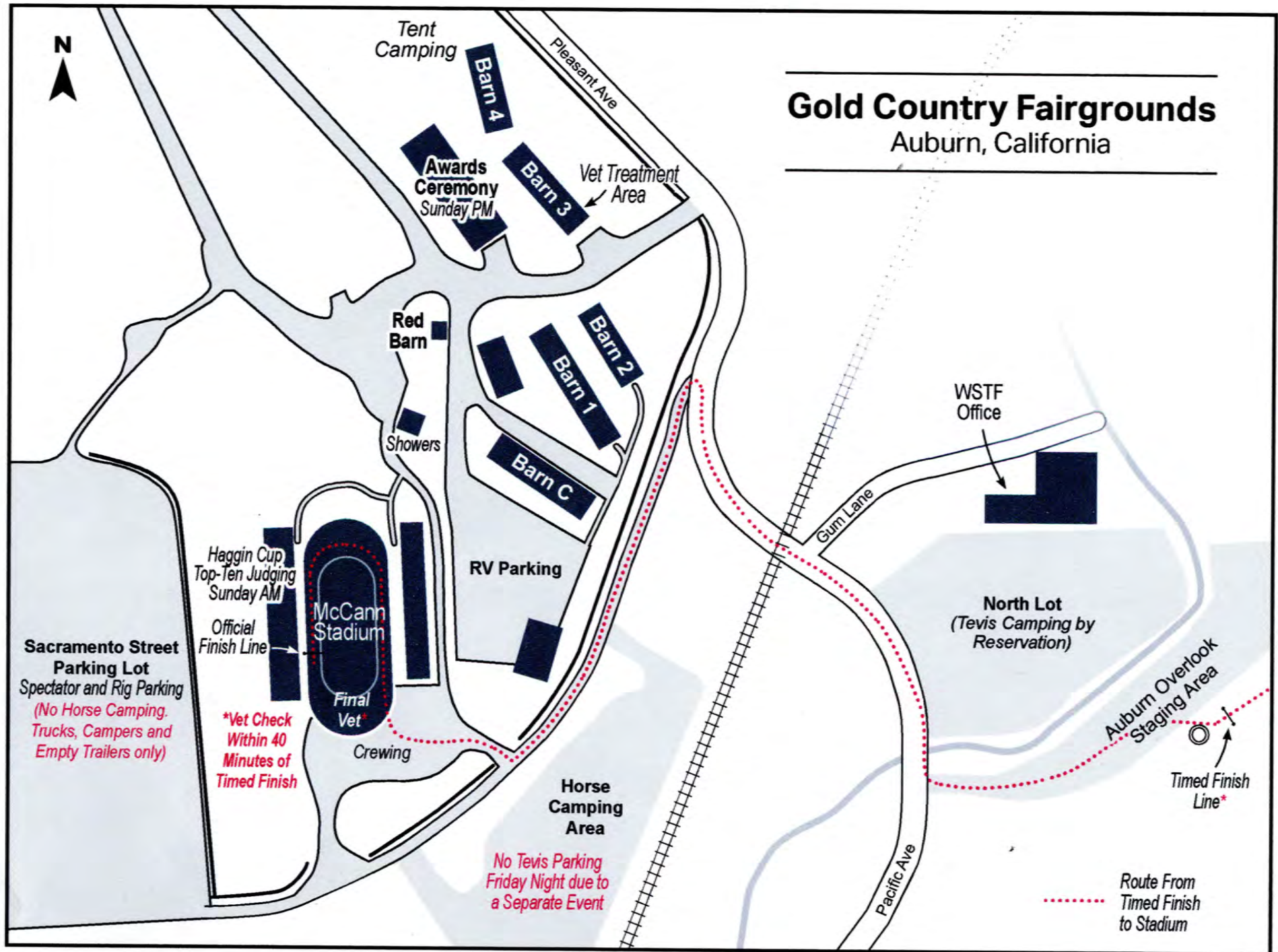
At approximately 9:00 am the last car will be released from Sailor Flat to drive up to Robinson Flat. After that time, you will park at Sailor Flat and ride the shuttle up to the vet check.




Failure of crew to follow parking, traffic and access instructions can, and will, lead to disqualification of your rider. We appreciate your cooperation.







Spectator & Rig Parking
Please use Sacramento St. Lot





Stabling and Fairgrounds Use Auburn Fairgrounds - 2022

Auburn: Pre-ride and post-ride stabling in Auburn is at the Gold Country Fairgrounds. Reservations are made through the Western States Trail Foundation office. All participants must follow Fairground policies/rules and have the option of stabling on site. Fairgrounds Policies/Rules include:

- **Dogs must be always on a leash.** Pets may not be left unattended at any time.
- Horses are not permitted on the main grounds. They will be allowed in the barn areas or horse camping areas **only**. Not in any of the parking lots!
- Stabled horses to be kept in numbered stall assigned through WSTF office. One reserved stall per each **accepted rider** and one horse only per stall.
- Rider cancellation automatically cancels stall reservation prior to ride day (No-Show on ride day also automatically cancels).
- Stalls are available ride night by prior reservation (see Page 3 of the entry form). A minimum rental fee of \$75.00) will be charged.
- Ride Day/Night **ALL stabled horses must be** checked in with stable volunteer prior to leaving Stadium or upon arrival in the stable area; and, emergency information **must be** provided!
- No check in and/or emergency information provided = horse will not be allowed in stall!
- Early arrivals or during ride week contact a stabling Volunteer for your stall location and information:
Suzi (530) 263-0471 or **LuAnne (916) 798-9493**
- Vehicle parking is extremely limited in the stable area and is available on a 1st come basis for riders. No reserved spaces!
- Spectators and crews will find plenty of parking in the upper parking lot above McCann Stadium off Auburn-Folsom Rd./Sacramento St. **No horses are allowed in this parking lot!** Trailer parking and people camping allowed Ride Day/night and Awards day/night. No fee charged. Shower facilities are available in the stadium area.
- **Horse camping is available** at the South end of the McCann Stadium and Fairgrounds. No fee charged. The entrance is at the South East end of the upper parking lot. Signs will be posted. Portable pens ok. **Rigs with horses ONLY!** Please: **No extra crew vehicles in Horse Camp area.**
- To reduce congestion and to allow for emergency and maintenance access, all horse trailers other than camping rigs with permits must be removed from the barn area to designated parking areas as directed by stabling volunteer personnel.
- Emergency messages may be left at (530) 263 0471 or (916) 798 9493
- Tevis parking is restricted to the south end of the upper parking lot on Friday night, July 15.
- Check Website for additional information and maps. www.teviscup.org
- Should you want grain, hay, or other supplies contact **Echo Valley Ranch Feed Store: 530-823-1482.**
- For shavings delivered to your stall, please contact a stabling volunteer (530)-263-0471 or (916) 798-9493
- **Pulled riders are asked to inform ride personnel where they and their horse will be going**
- **Finishing riders will be asked when leaving the Fairground arena where their horse will be going: home, friend's house, barns or horse camping.**
- Note: Some of the above policies/rules are required per our contract with GCF.

THANK YOU!

HAVE A GREAT RIDE!

STABLING AT THE AUBURN FAIRGROUNDS

Please Clean Before You Leave



Wheelbarrows and manure rakes have been positioned in the barn areas.

Please move soiled shavings, manure, and stall debris to the bins located in the barn area during your stay in the Auburn Fairgrounds on a daily basis. This is part of an aggressive fly control effort to minimize pests in the residential area around the Auburn Fairgrounds.



Finally, please strip your stalls using the equipment provided by WS Ride Committee when you are finished using your stall and ready to head home. We greatly appreciate your assistance in leaving the Fairgrounds free of stall debris. It's one less thing the Ride Committee has to take care of after an exhausting and exhilarating weekend.



Thank You!



2022 Western States Trail Ride

WHAT TO DO IF YOUR HORSE IS PULLED



Introduction:

The Tevis is one of the most difficult rides in the world and statistically your chances of finishing the ride in a trailer are HIGHER than your chances of crossing the finish line. SO, you and your crew should have a plan to deal with this possibility. The communications table at each stop will have a volunteer with information for crews on who has been pulled, when they were pulled, when they left the stop in a trailer and where they are being taken. The rider must accompany the horse in all cases. **Please wear a facial covering while traveling in the truck with the Pull Trailer Driver. Drivers will carry masks for your use.**

The Pulled Rider List

This year, Ride management will maintain a “**Pulled Rider List**” at Net Control and at the communications table at each stop. The list will be separate from the continuing rider list and will include the rider’s name and number, the time pulled, the location, and a notation of the reason: either **L, M, RO, RO-L, RO-M, OT, DQ** or **SF**, for “Lame”, “Metabolic”, “Rider Option”, “Rider Option-Lame”, “Rider Option-Metabolic”, “Overtime”, “Disqualified”, or “Surface Factors”. In addition, as soon as the horse is ready to be transported, Net Control will be advised of when the horse left and where it is being taken and this information will be added to the list.

When a horse is pulled, the vet card is kept by the vet and then delivered within 15 minutes by a member of the P&R crew to the communications table at the stop. At each stop, the head volunteer will assign a key volunteer who will be (and whose mission in life is) the communications interface between the volunteers, riders, and crews and communications. This volunteer will keep possession of the pulled vet cards and maintain the “**Pulled Riders List**”. That list will:

1. Indicate where the horse and rider went
2. The time of departure of the horse in the trailer and the rider
3. The rider and horse number
4. The number of the horse transport rig

Additionally, the Horse Transport Driver will complete a transport data sheet for his/her transport rig. When the horse and rider are delivered to the Fairgrounds or the Foresthill vet check, the driver will ask you about your plans following release by the veterinary triage staff. **IMPORTANT:** once you unload, proceed with your horse to the veterinary triage area for the triage team to officially release your horse from care. Location of veterinary triage in Foresthill is up the hill behind the Volunteer station. In the fairgrounds triage is in Barn C.

5. After release by triage staff, we will need to know where the horse will be located:
F S = fairgrounds stall
F = fairgrounds area at a horse trailer or in a portable pen
H = taking the horse home (leaving the fairgrounds)
V = Veterinary facility (Loomis Basin Veterinary Clinic or UC Davis)

Wait Times

Your crew should understand that typically there will be a delay between when they hear you have been pulled and when you actually leave the stop in a trailer. First, you may have to wait for a trailer to arrive. Second, even if there are trailers available, you may want to let your horse eat and drink or be monitored by the vets before leaving. Third, it is a long trailer ride from some of the stops to the destination.

Where will your horse be taken? *If you are pulled before Foresthill* and your horse doesn't need to go to the treatment vet at the Fairgrounds, the Ride will do everything possible to facilitate getting you and your horse back to the Foresthill vet stop. Trailers arrive in the lower parking lot where there is a horse transport communications table. Your crew should plan to meet you there. *If you are pulled after Foresthill*, or your horse needs further veterinarian care we will take you and your horse to Barn 3 at the Auburn Fairgrounds or the vet treatment. In a few exceptional cases, we may need to take you and the horse to VCA Loomis Basin Veterinary Clinic or U.C. Davis.

Where to get Crew Information on pulled horses


Horse Transport Information should be available at the communications table at each stop. In addition, information on both continuing horses and pulled horses will be available on the Tevis Webcast.

Good luck! We on the Horse Transport Crew, *hope* we don't see you.





July 16, 2022
Dear Tevis Crews:



You are truly the unsung heroes of the Tevis for your rider. Your work is equally as difficult and **exhausting as your rider's as you spend all day supporting and encouraging** him/her on the journey of a lifetime. Ride Management appreciates and applauds your commitment to this world-class event.

To ensure that no rider receives an unfair competitive advantage during the event, several policies, procedures, and guidelines have been established by the Board of Governors which the Ride Committee and Cup Committee will enforce during ride weekend. Also listed below are some of the key policies that we have pulled from the contracts under which we operate with the USFS, ASRA, Robie Equestrian Park, and the WSTF Rule book:

1. Do not save camping/parking spots at Robie Park
2. Please do not start your engines prior to 5:30 am on Saturday morning. If you are driving in from town on Saturday morning, please enter from the North on Road 6 and do not drive past the overflow parking area until after 5:30 am.
3. Scatter manure at Robie Park
4. ONLY two crew members per rider, **with wristbands**, are allowed into Robinson Flat due to lack of space resulting from USFS logging in the campground area.
5. Pick up garbage, hay & manure at Robinson Flat and toss in the bins provided
6. Pack out garbage at Foresthill or place tied-off bags in dumpster
7. Do not save spaces at Foresthill—parking is first come, first served starting at 8:30 am Thursday, July 14, 2022.
8. Meet your rider at the timed finish and walk with them to McCann Stadium.
9. Return your horse to the vets in the stadium for a recheck 1-2 hours after your finish time.
10. If your rider finishes in Top Ten, be sure you place the stall card (a Cup Committee member will be distributing them) on the horse's stall, follow instructions on the back of the card, and NO WHIPS allowed at Haggin Cup showing in the arena.
11. Remove ALL SHAVINGS from stalls upon your departure from the fairgrounds—be that Sunday after the event or any time earlier. Push them to the aisle outside the barn to be picked up on Monday with a tractor.
12. You must follow all verbal and written directions from ride officials

These are not all the rules, please familiarize yourself with the Rule Book for 2022.

Chuck Stalley

2022 Ride Director