



Western States Trail Ride

July 29, 2023

Rider E Packet ~ Cover Sheet

Content	Page
Welcome Letter from Ride Director	1
Ride Week Agenda	2
Start Instructions & Crew Bags for Robinson Flat	3
LiveFeed ~ You Are the Story	4
Access Map to Soda Springs	5
Soda Springs Layout	6
Soda Springs Rules & Policies	7
Check In: Reminder to bring forms	8
Robinson Flat Vet Check Layout	9
Robinson Flat Crew Transport Info	10
Foresthill Vet Check Layout	11
Finish Map from Overlook to Stadium	12
Gold Country Fairgrounds Traffic Flow Map	13
Fairgrounds Stabling Procedures & Policies	14
Requirement to strip stalls @ Fairgrounds	15
What to Do if Your Horse is Pulled P 1	16
What to Do if Your Horse is Pulled P 2	17
Summary of Key Points for Crews	18



July 29, 2023

Dear Tevis Rider



Welcome to the 67th running of the Western States “Tevis Cup 100 Miles in One Day” Trail Ride, fondly known as the “Tevis Cup.” The digital documents attached to this email comprise your rider packet and contain vital information regarding your participation in this event. If your mailing address is in California, Nevada, Oregon or Washington, you will receive an envelope from the US Postal Service containing the booklet *Rules of the Western States Ride - Including Ride Policies & Ride Medication Policy*, your vehicle passes and Checkpoint Card as the event nears. If your address is any other state or foreign country, your packet will be in the Tevis Office in Auburn for pickup during the week prior to the Ride. Please familiarize yourself and your crew members with the information contained in the booklet. This rule book and policy manual is also currently available on the website, <http://www.teviscup.org>. The success and ease of your ride will be increased with your familiarity of the rules and guidelines contained in that document.

1. Rider numbers will be assigned one to two weeks prior to the ride.
2. Remember, horses are not to be in the Rider Check-in/Registration Area.
3. If you are coming from out-of-state, please check with your local veterinarian about requirements for health certificates, taking horses across state lines and into California, and regularly check our website www.teviscup.org for updates such as fire conditions, etc.
4. We have added a sheet to this rider packet JUST FOR YOUR CREW. It summarizes the most vital (but not all) information regarding critical policies and procedures. Remember that the rider is responsible for the actions of the rider's crew member(s). We hope this page helps.
5. Please do not start your engines prior to 5:30 am on Saturday morning. Horses will start leaving base camp at 4:50 am, give their rider number to the Number Taker, and follow a controlled start for 2 miles. The timed start is positioned where the pavement turns to dirt. Riders will be released at the timed start at 5:15 am and must pass the timed start before 5:30 am.
6. We salute the Junior Riders and their Sponsors. Juniors and Sponsors must be familiar with the sponsorship rules listed in the Rules booklet, including the Change of Sponsor form. **Juniors must not proceed down the trail without a sponsor.**
7. Because there may be last-minute changes to rider or crew information, it is mandatory that you attend the Pre-Ride meeting on Friday, July 29, 2023, at 6:30 PM at the Rock Wall along the north side at Soda Springs Lodge. This meeting will cover any changes to the trail, cut-off times, pulse criteria, and other important information relating to your trip to Auburn.
8. Make arrangements in advance for shuttling your rig out of Soda Springs.
9. Soda Springs & Robinson Flat: DO NOT SAVE SPACES. First come/first served at both locations. If the policy is not adhered to, WSTF may be fined for your offense. Bag manure & hay at Soda Springs and haul it out. Bag manure, trash & hay at Robinson and throw into the dumpsters. Leave no trace is the standard at these locations.
10. Parking is limited and all crew members must ride the shuttle up to Robinson Flat--“Buddy up” or car-pool to the bus loading areas at Ford's Point or Sailor Flat to Robinson Flat. Place your Robinson Flat Vehicle Pass on your dashboard. Grab your gear and ride the shuttle to Robinson.
11. Cut-off times *to leave a vet stop/check point* will be strictly adhered to; become very familiar with these in and out times. This information can be found for review on the Checkpoint Card and at <http://www.teviscup.org>.
12. The farriers will be charging for their services during the Ride. If you use specialized shoes/pads, please bring spares in the event they are needed.
13. Should your horse require veterinary treatment during or after the Western States Trail Ride, you are directly responsible to the attending Veterinarian for payment.
14. Rule books, your vehicle passes, checkpoint information card, and your rider number will be mailed to riders with home addresses in California, Nevada, Oregon, and Washington via US mail. If your address is any other state, your pre-ride packet will be held for you and can be picked up at the Tevis office in Auburn until July 26.

Lastly, don't think of the Tevis as 100 miles! Ride each section in increments with planning that is specific for that section of trail. Give your horse and yourself time to regroup prior to each vet check, demonstrate patience and courtesy, and enjoy the horse you are on, the trail you traverse, the compatriots who are sharing the trail with you, and the **experience known as “The Tevis.”**

From the Board of Governors, the 750+ volunteers, and myself, thank you for participating, and have a great ride!

Sincerely,

Chuck Stalley

Chuck Stalley, 2023 Ride Director



WESTERN STATES TRAIL RIDE

Ride Week Agenda

"THE TEVIS CUP 100 MILES ONE DAY RIDE"
67th Anniversary Ride – July 29, 2023



Wednesday, July 26, 2023

6:00 p.m. - Chicken/Tri-Tip Barbecue. Donation for the meal, No-Host-Bar, Tevis Office @ The North Lot, 160 Gum Lane, Auburn.
Sponsored by Native Sons of the Golden West and the City of Auburn

Friday, July 28, 2023

10:00 a.m. - RIDER CHECK-IN begins at SODA SPRINGS. **Participant's Ride Packets** available at Ride Management Check-In near the Vendor Exhibit area. Late entrants **MUST** observe posted signs for orderly preparation of entry application and payment of any charges. ALL RIDERS: be sure to bring the completed and signed "Emergency Information" form and the "Rider Biography" form. PLEASE DO NOT BRING YOUR MOUNT TO THE RIDE MANAGEMENT TABLE AREA.

11:00 a.m. - BBQ LUNCH. No Host, limited lunch (hamburgers, hotdogs, veggie burgers, tri tip & cold drinks) available for purchase. Located near the Vendor area.

12:00 p.m. - 5:00 p.m. MANAGEMENT AND VETERINARY CHECK-IN →Proceed to the management area for your rider packet and directions to veterinary examination location. Present your mount for Veterinary examination. The final step after successful veterinary examination is to have numbers applied to **riders'** mounts and have wrist bands attached to riders.

**Meet at the Rock Wall area near the Lodge for all meetings with an asterisk.*

3:00 p.m. ~ CREW BRIEFING.* with a question & answer time, attendance is not mandatory but highly recommended.

3:30 p.m. ~ JUNIOR RIDER & SPONSOR MEETING.* Attendance is mandatory by ALL Junior Riders AND their Sponsoring Riders.

4:00 p.m. ~ NEW RIDER MEETING.* A member of the Board of Governors will address areas of concern for first time Tevis riders.

Serving Starts @ 5:00 p.m. ~ PRE RIDE DINNER \$20. Ticket sales and meal service near the Rock Wall at Soda Springs Lodge.

6:30 p.m. ~ PRE-RIDE BRIEFING and QUESTION/ANSWER PERIOD.* ATTENDANCE IS MANDATORY for ALL RIDERS. We suggest that crewmembers also attend this important meeting to learn about any last-minute trail conditions and checkpoint details. PLEASE BRING A CHAIR when attending meetings at the wall.

Saturday, July 29 - RIDE DAY

4:30 a.m. - PARTICIPANTS ASSEMBLE for the START, following instructions given at the pre-ride briefing. Riders must check in with the timers before going to the start line.

CREWS PLEASE NOTE –

DO NOT START UP YOUR ENGINE OR LEAVE Soda Springs prior to 5:30 AM on Ride Morning!
Headlights and maneuvering vehicles create an unnecessary hazard to riders as they assemble for the Ride start.

5:15 a.m. - THE START! You will ride a controlled start for the first 2 miles to the timed start. Have a safe journey to Auburn.

5:30 a.m. - ALL Participants **MUST** cross the timed start by 5:30 am. **NO EXCEPTIONS!**

5:31 a.m. - SWEEP RIDERS DEPART behind the last participant where the dirt road begins (2 miles from base camp).

9:00 p.m. - McCANN STADIUM activities and entertainment ~ Sit on the hill and watch the finishers arrive at the *WSTF water trough* as they finish their 100 miles and continue over to ride under the banner in McCann Stadium!

Sunday, July 30, 2023 - POST RIDE ACTIVITIES at Auburn

5:15 a.m. - RIDE CUT-OFF TIME at the *WSTF water trough* timed and place finish, ¼ mi. before McCann Stadium, Auburn.

6:30 a.m. – BREAKFAST a fabulous and hearty meal is available for purchase at the North end of McCann Stadium, prepared by the Native Sons of the Golden West. Menu includes: Coffee, OJ, scrambled eggs, bacon, hash browns, the works!

10:00 a.m. - Judging of Top-Ten finishers for the Haggin Cup Best Condition award at McCann Stadium. Top-Ten horses MUST REMAIN ON THE PREMISES after finishing and until the judging!

1:00 p.m. - AWARDS CEREMONY BANQUET – At the Upper Pavilion of the Gold Country Fairgrounds. **Rider's entry fee includes a ticket.** Purchase additional tickets "at the door" for \$25.

2:00 p.m. - AWARDS PRESENTATION.



START INSTRUCTIONS

- Plan to be tacked up and ready to mount up by 4:50 am Saturday.
- You will ride single file through “the chute” to the number takers.
- Give you number in single digits: Rider 98 say: “Nine Eight” etc
- Once you give your rider number to the number takers, walk or slow jog for 2 miles on the shoulder of the paved road. Warm up, go easy.
- At the end of 2 miles of pavement, the road turns to gravel
THIS IS THE OFFICIAL START LINE
- If you arrive at the official start line before 5:15 am, you will stop here and be held until the clock strikes 5:15 am.
- All Riders will be allowed to move at their own speed once they cross the official start line.

CREW BAGS FOR ROBINSON FLAT

No rider or crew vehicles are allowed at Robinson Flat per our USFS permit. Crews will be transported from Sailor Flat or Ford’s Bar via school bus. You may carry supplies with you on the bus and in the bus cargo hold. Pack light and tight!

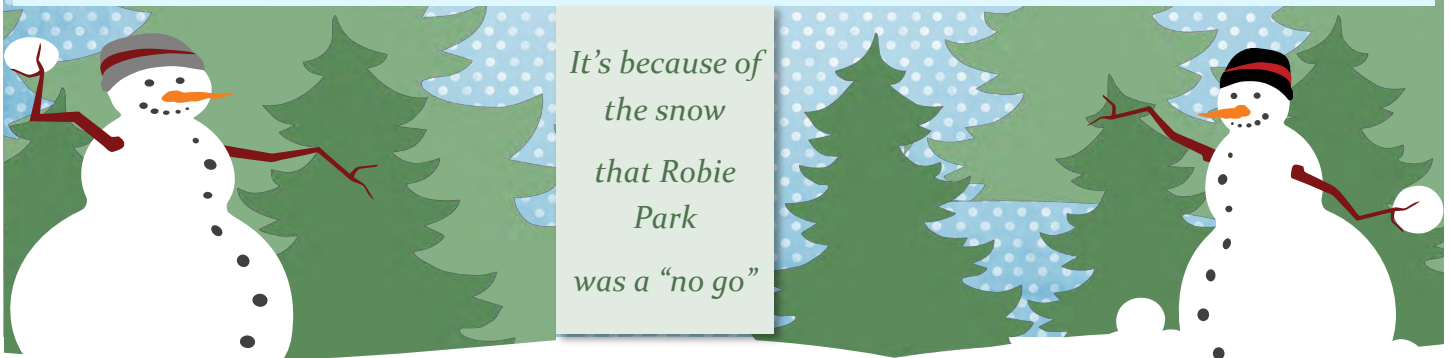
Ride Management can deliver some of your crew supplies to Robinson Flat (here’s how):

You may send one crew bag and one small ice chest up to Robinson in the back of Horse Transport Trailer #14. It is a 4-horse Featherlight aluminum gooseneck being pulled by a white Dodge Ram pickup with the license plate “Stalley” on the truck.

Take your gear to this trailer immediately after the Friday evening Pre-Ride Meeting. The truck and trailer will be parked at the meeting location. A person will be there to assist you in loading your 2 (TWO) items into the trailer. **NO CREW CARTS, WAGONS, WHEELBARROWS OF ANY KIND.**

At 9 pm Friday the trailer will depart Soda Springs for Robinson Flat, and we will off load your items by 7:30 am Saturday morning. They will be placed along the road where crews are dropped off at Robinson Flat Check.

You may still bring items on the bus with you, but again—no wheeled carts.





You ARE the Story!

(We Need Your Participation)

Tevis LiveFeed Notes



Dear Tevis Riders,

This is the link to our 2023 Tevis LiveFeed Notes, rider bio, Jotform.

<https://form.jotform.com/221874225412047> Please click on the link, fill out the form and submit. It will send you a receipt confirmation by email. This does not take the place of the Rider Bio sheet that you fill out from the Rider E-Packet #2 and take with you to check-in at the start. Please complete both the digital Jot form and the printed Rider Bio form.

Over the last decade the explosion of social media and the demand for up to the minute reports and details means that almost every event has a Facebook Live or YouTube broadcast. The Tevis Cup is no different, and we want to accommodate the spectators, family, and friends, both near and far. Over the last few years our *Live Feed* has grown in both broadcast time, and locations.




Information about individual riders keeps viewers engaged. So, we are asking you to provide details for our live broadcast (i.e. the breeding of your mount, hoof protection, your age, your job, your hometown, your saddle, your tack, etc.) Some of this information we can get from your ride entry, but much of it we need to either look up on the fly or be lucky enough to have personal knowledge.

Some of the most critical information you can give us is the correct **pronunciation of your name, your mount's name, and** your hometown. Pronunciations may seem obvious, but if anyone has ever gotten your name wrong, please indulge us here. Ann Smith is pretty obvious, but Anne Smyth has several possible variations.

The LiveFeed team strives to stream accurate information to the public on the progress of the ride. We do experience **"down time" where we are waiting for riders to pass through** checkpoints or hit the finish. We are asking our riders to provide fuel to keep our LiveFeed active and engaging.

Congratulations on making it this far on your Tevis journey. We **can't wait to announce your progress along the route.** We sincerely appreciate your support of the LiveFeed!



Your 2023 LiveFeed Crew

Tevis Cup Driving Directions

Crews are welcome at the following locations:

- **Robinson Flat** (shuttle bus from Sailor Flat/Ford's Pt)
- **Chicken Hawk** (hike in 0.5 miles)
- **No Hands Bridge** (watch for traffic)
- **Foresthill**
- **Finish Line** (no crewing - walk with rider to McCann Stadium)
- **Michigan Bluff** (hike in 0.5 miles)
- **Lower Driver's Flat** (parking restrictions)

Foresthill Mill Site:

(72 miles / 1:30 hours from Soda Springs;
20 miles / 45 minutes from Ford's Point)

From I-80, take exit 121 south onto Foresthill Rd. Travel 18 miles, through town, to the Mill Site on the right - it is 0.4 miles past the Foresthill Elementary School.

Auburn - Gold Country Fairgrounds:

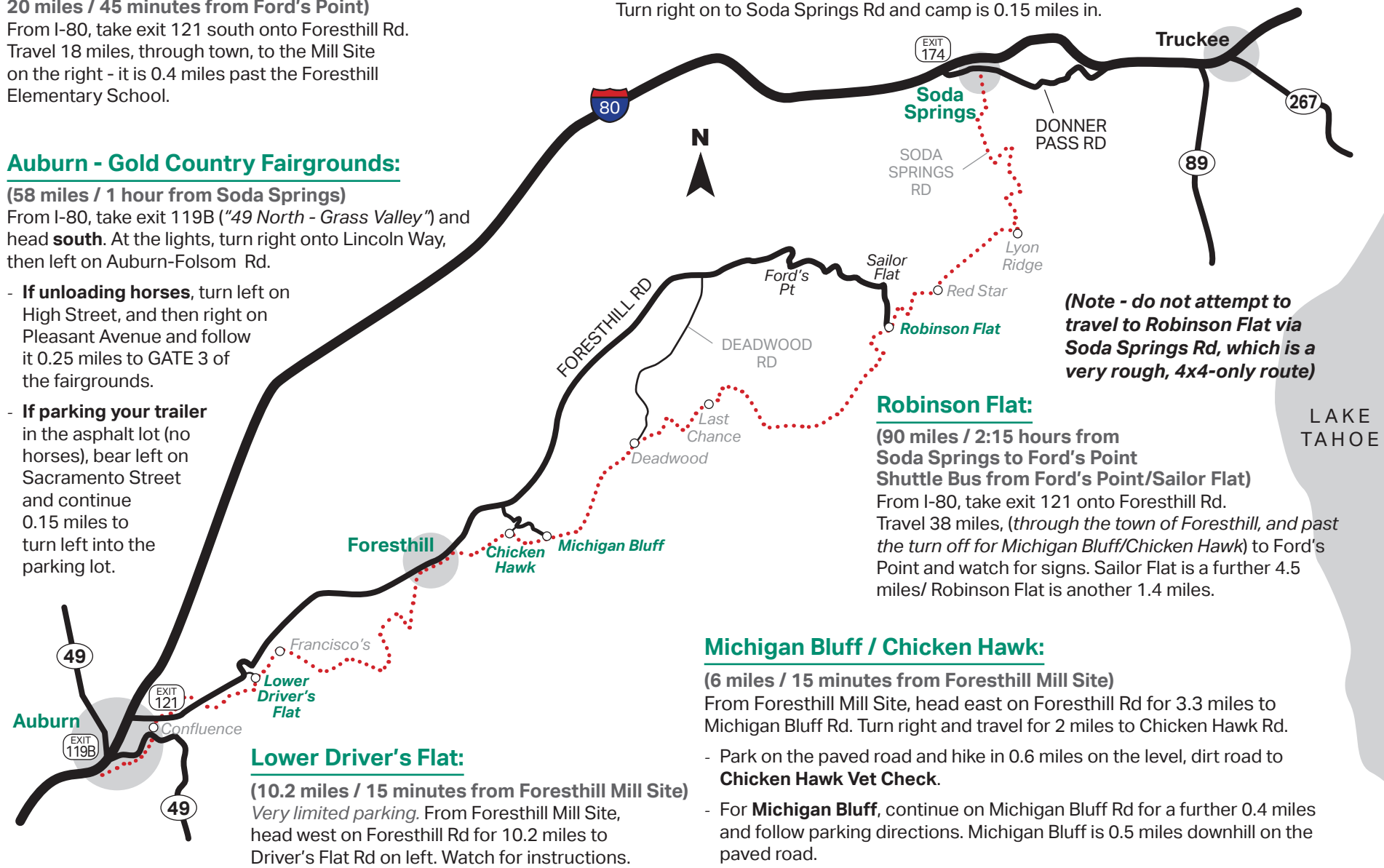
(58 miles / 1 hour from Soda Springs)

From I-80, take exit 119B ("49 North - Grass Valley") and head **south**. At the lights, turn right onto Lincoln Way, then left on Auburn-Folsom Rd.

- **If unloading horses**, turn left on High Street, and then right on Pleasant Avenue and follow it 0.25 miles to GATE 3 of the fairgrounds.
- **If parking your trailer** in the asphalt lot (no horses), bear left on Sacramento Street and continue 0.15 miles to turn left into the parking lot.

Soda Springs Base Camp:

From I-80, take exit 174 onto Donner Pass Rd east for 0.75 miles. Turn right on to Soda Springs Rd and camp is 0.15 miles in.



(Note - do not attempt to travel to Robinson Flat via Soda Springs Rd, which is a very rough, 4x4-only route)

Robinson Flat:

(90 miles / 2:15 hours from Soda Springs to Ford's Point)
Shuttle Bus from Ford's Point/Sailor Flat

From I-80, take exit 121 onto Foresthill Rd. Travel 38 miles, (through the town of Foresthill, and past the turn off for Michigan Bluff/Chicken Hawk) to Ford's Point and watch for signs. Sailor Flat is a further 4.5 miles/ Robinson Flat is another 1.4 miles.

Michigan Bluff / Chicken Hawk:

(6 miles / 15 minutes from Foresthill Mill Site)

From Foresthill Mill Site, head east on Foresthill Rd for 3.3 miles to Michigan Bluff Rd. Turn right and travel for 2 miles to Chicken Hawk Rd.

- Park on the paved road and hike in 0.6 miles on the level, dirt road to **Chicken Hawk Vet Check**.
- For **Michigan Bluff**, continue on Michigan Bluff Rd for a further 0.4 miles and follow parking directions. Michigan Bluff is 0.5 miles downhill on the paved road.

Lower Driver's Flat:

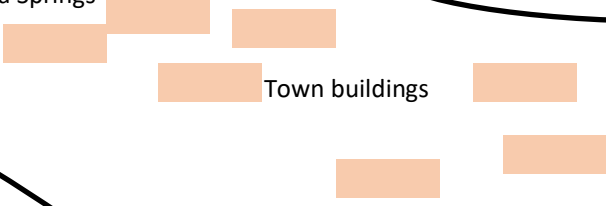
(10.2 miles / 15 minutes from Foresthill Mill Site)

Very limited parking. From Foresthill Mill Site, head west on Foresthill Rd for 10.2 miles to Driver's Flat Rd on left. Watch for instructions.

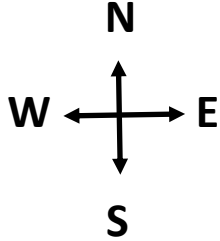
Tevis Ride Base Camp at Soda Springs 2023

DONNER PASS ROAD

Soda Springs



Town buildings



Yuba River

Little or NO SHADE
BYOS

Permits only

Ride Management

Trucks, Trailers and Horse parking

Volunteer and Management car parking

Paved Parking Lot #1

Registration

Vendors

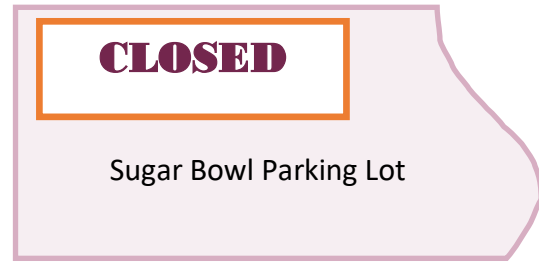
Crew Vehicle
Parking

Friday Lunch & Dinner

Friday Pre-Ride Meeting

Soda Springs Lodge
(closed for the Season)

7/16/2023 9:26 PM

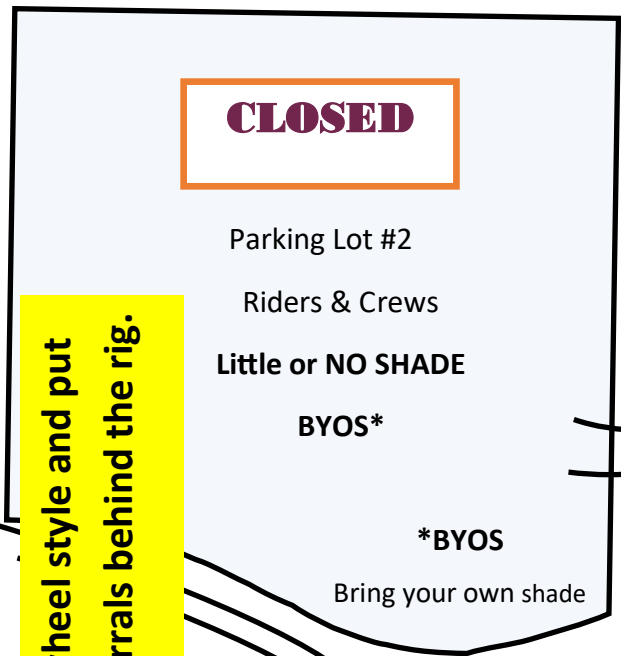


CLOSED

Sugar Bowl Parking Lot

Trees

ditch



CLOSED

Parking Lot #2

Riders & Crews

Little or NO SHADE

BYOS*

*BYOS

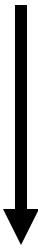
Bring your own shade

To the
sheep
pens

Park pinwheel style and put
horses & corrals behind the rig.

SODA SPRINGS ROAD

S
T
A
R
T



Yuba River

Parking Lot #3

Riders & Crews

Little or NO SHADE

BYOS



RULES & POLICIES

FOR USE OF

SODA SPRINGS

BASE CAMP



1. We are expecting approximately 100 riders. Parking will be tight. Base Camp volunteers will insist that you park “pinwheel” style and position your horses, pens, etc. behind your rig. Crew vehicles will be parked on the paved lot to save space on the gravel for the equines. Do not spread out and “capture acreage”; you may have to adjust your camp area if you do this. Carpooling would be appreciated
2. All generators must be off from 9 pm Friday night until 4 am on Saturday, July 29.
3. Dogs must be kept on a leash **AT ALL TIMES**. Owners of unleashed dogs will be asked to leave the premise. This is a mandate of our insurance.
4. All water provided at Soda Springs is for animal use ONLY—the water is NOT tested or treated for human use.
5. Wildlife inhabits the area such as: BEARS, COYOTES, RATTLESNAKES, MOUNTAIN LIONS, PORCUPINES, etc. Be cautious and respect their space.
6. The Tahoe/Truckee area is a VERY HIGH MULTI-USE AREA, with mountain bikes, motorcycles, runners, hikers and equestrians sharing the trails.
7. Individuals and groups are responsible for cleaning up and removing all garbage.
8. Horse manure needs to be bagged and the camping areas left clean and in the original condition





TEVIS RIDERS

Reminder: You are receiving this Rider Information Packet via email. In addition, you will receive

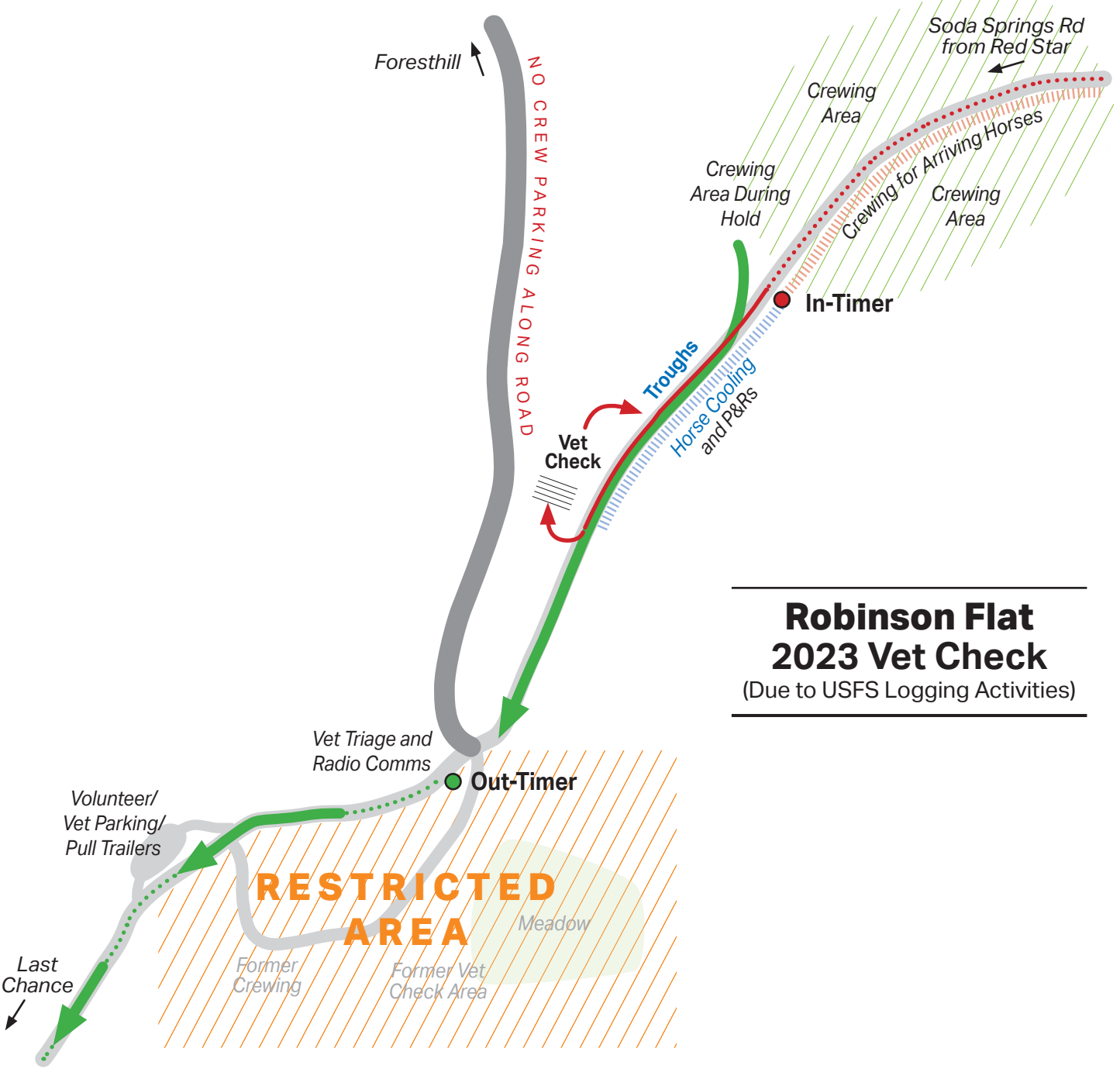
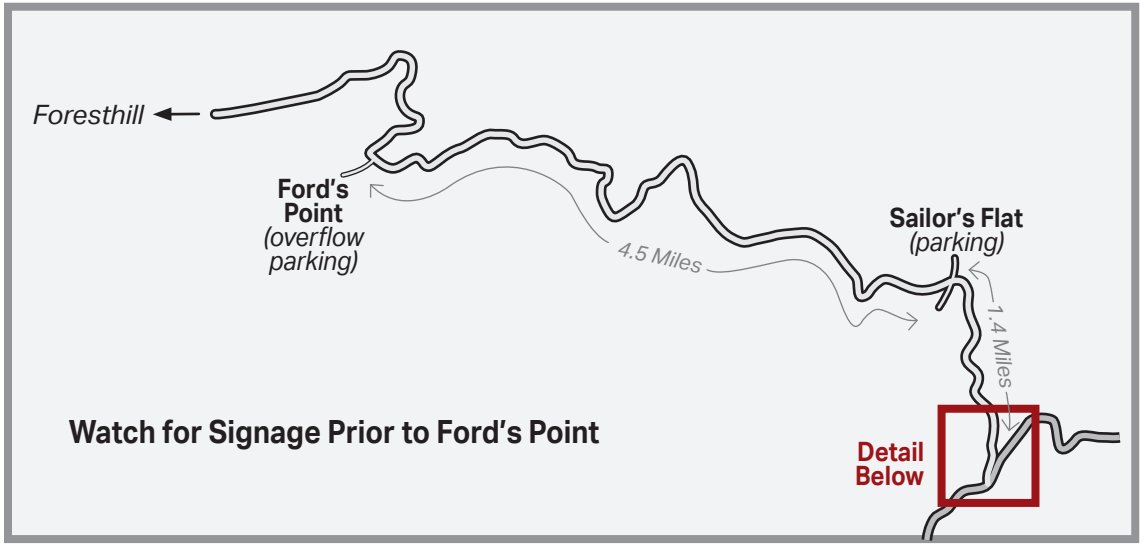
“Rider Packet #2: Soda Springs Check-in Forms”

which is a separate email containing forms which you need to print, complete, take with you and turn in at Soda Springs. The check-in staff will require these forms to release your Tevis Rider Packet containing your vet card, meal tickets, etc.

If you are not the owner of your mount for Tevis, you will need to bring 2 additional forms to Rider Check-in this year. These documents are in the “Rider Packet #2” attachments. These forms (Form A and Form B) will need to be printed, completed, and signed by the owner of the horse in order to complete your registration.

We want to call your attention to these documents as this is only the second year they have been required.

If you have questions, please contact the Tevis office.



**Robinson Flat
2023 Vet Check**
(Due to USFS Logging Activities)

ROBINSON FLAT CREW TRANSPORT INFO

Due to damage from the Mosquito Fire to Mosquito Ridge Road, we are required to bus crews up to Robinson Flat from Ford's Point and Sailor Flat parking areas. The Shuttle Bus will start transporting crew members to Robinson Flat from Ford's Point at 6:00 am sharp and end at 12:30 pm. We are **not** limiting crew members to two per rider this year, so **no wristbands are required**. However, we ask that you travel as lightly and quickly as possible.

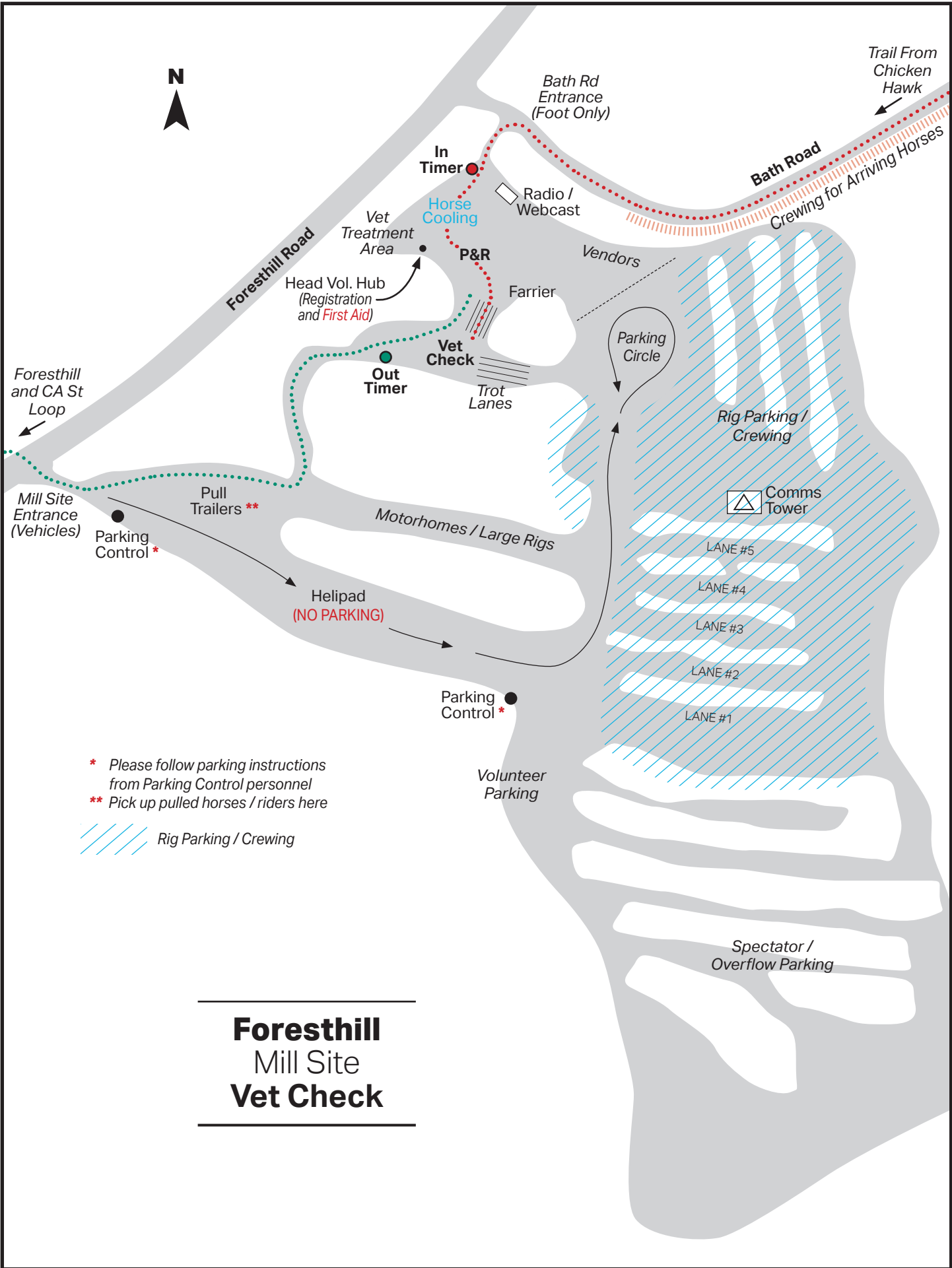


If your rider is a front runner, you need to be parked, loaded and ready to go at 6 am from Ford's Point. Minimal camping will be available at Ford's Point Friday night, but all camp sites must be packed up by 6 am Saturday morning to allow for increased crew parking spots. Buses will continue to run from 6:00 am to 12:30 pm. Please pack your limited crew supplies for easy loading/unloading onto the bus. Hay, LMF Gold, Beet Pulp and Rice Bran will be available at the vet check.

All vehicles must park at the two available locations (Ford's Point & Sailor Flat). There is no additional parking up the road as veterinary, communication, horse transport teams, and management will need any "real estate" available.

Failure of crew to follow parking, traffic and access instructions can, and will, lead to disqualification of your rider. We appreciate your cooperation in assisting the Tevis Ride in mitigating the conditions dealt us by nature.





- * Please follow parking instructions from Parking Control personnel
- ** Pick up pulled horses / riders here

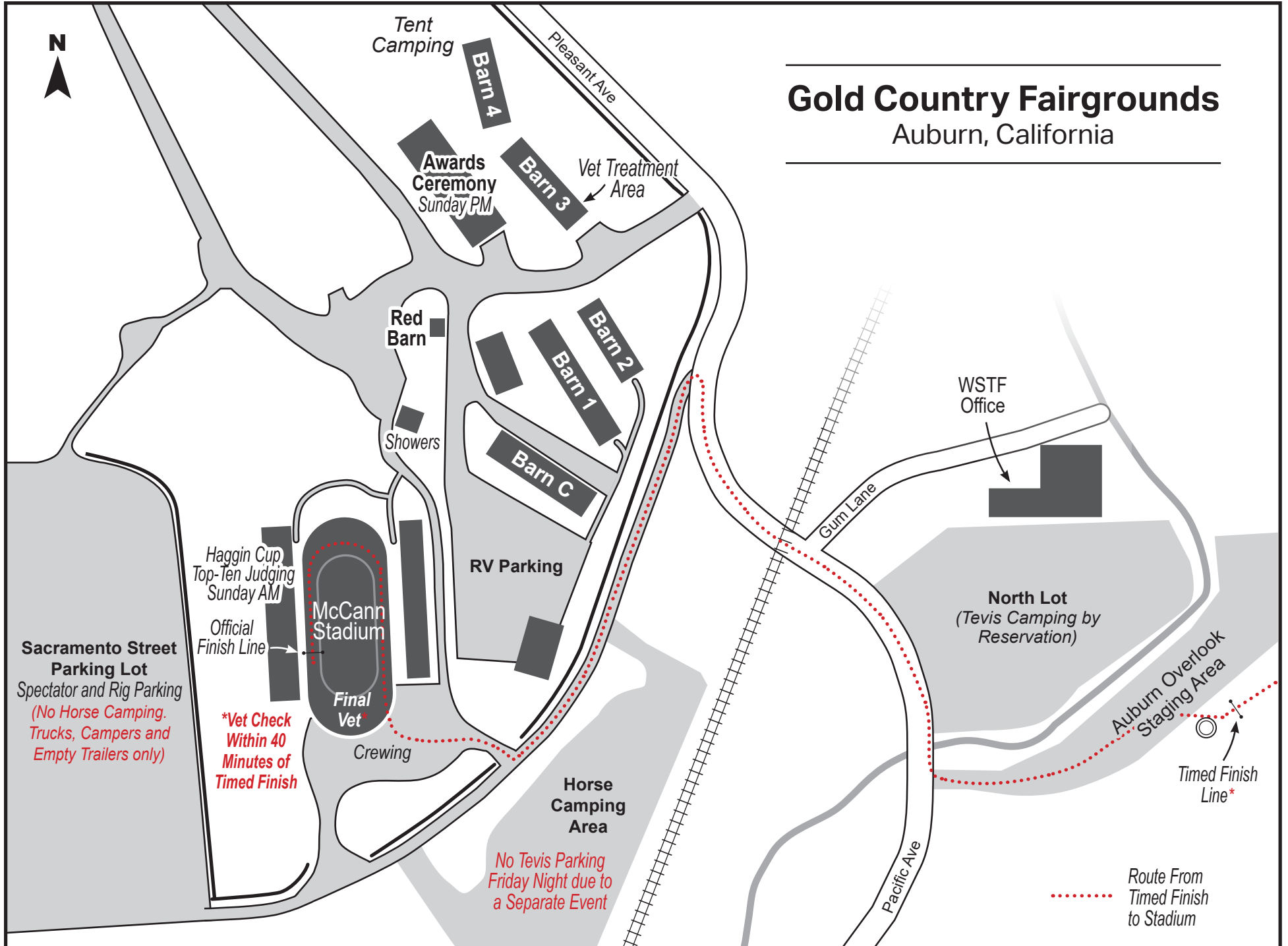
 Rig Parking / Crewing

Foresthill Mill Site Vet Check



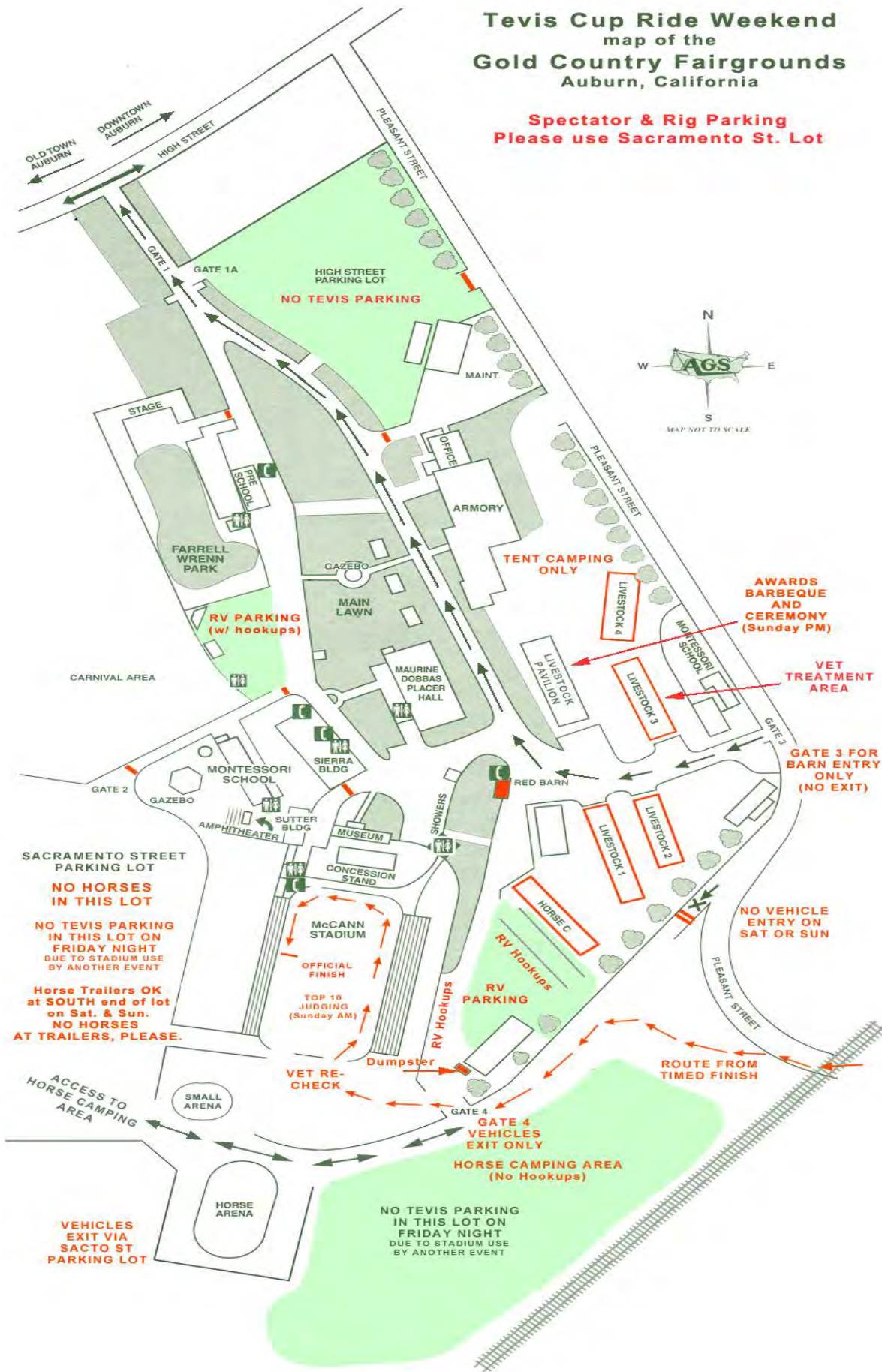
Gold Country Fairgrounds

Auburn, California



Tevis Cup Ride Weekend map of the Gold Country Fairgrounds Auburn, California

**Spectator & Rig Parking
Please use Sacramento St. Lot**





Stabling and Fairgrounds Use Auburn Fairgrounds - 2023

Auburn: Pre-ride and post-ride stabling in Auburn is at the Gold Country Fairgrounds. Reservations are made through the Western States Trail Foundation office. All participants must follow Fairground policies/rules and have the option of stabling on site. Fairgrounds Policies/Rules include:

- **Dogs must be always on a leash.** Pets may not be left unattended at any time.
- Horses are not permitted on the main grounds. They will be allowed in the barn areas or horse camping areas **only**. Not in any of the parking lots!
- Stabled horses to be kept in numbered stall assigned through WSTF office. One reserved stall per each **accepted rider** and one horse only per stall.
- Rider cancellation automatically cancels stall reservation prior to ride day (No-Show on ride day also automatically cancels).
- Stalls are available ride night by prior reservation. Contact LuAnne @ 916 798 9493 to make a reservation. A minimum rental fee of \$75.00 will be charged.
- Ride Day/Night **ALL stabled horses must be** checked in with stable volunteer prior to leaving Stadium or upon arrival in the stable area; and, emergency information **must be** provided!
- No check in and/or emergency information provided = horse will not be allowed in stall!
- Early arrivals or during ride week contact a stabling Volunteer for your stall location and information:
LuAnne (916) 798-9493
- Vehicle parking in the barn area is for loading and unloading of horses, feed, and supplies ONLY.
- Spectators and crews will find plenty of parking in the upper parking lot above McCann Stadium off Auburn-Folsom Rd./Sacramento St. **No horses are allowed in this parking lot!** Trailer parking and people camping allowed Ride Day/night and Awards day/night. No fee charged. Shower facilities are available in the stadium area.
- **Horse camping is available** at the South end of the McCann Stadium and Fairgrounds. No fee charged. The entrance is at the South East end of the upper parking lot. Signs will be posted. Portable pens ok. **Rigs with horses ONLY!** Please: **No extra crew vehicles in Horse Camp area.**
- To reduce congestion and to allow for emergency and maintenance access, all horse trailers other than camping rigs with permits must be removed from the barn area to designated parking areas as directed by stabling volunteer personnel.
- Emergency messages may be left at (916) 798 9493
- Truck, trailer, vehicle parking is NOT ALLOWED on the south end of McCann Stadium due to Fast Friday's event in the stadium on Friday night, July 28. Use the Sacramento Street parking lot.
- Check Website for additional information and maps. www.teviscup.org
- Should you want grain, hay, or other supplies contact **Echo Valley Ranch Feed Store: 530-823-1482.**
- For shavings delivered to your stall, please contact a stabling volunteer (916) 798-9493
- Pulled riders are asked to inform ride personnel where they and their horse will be going
- Finishing riders will be asked when leaving the Fairground arena where their horse will be going: home, friend's house, barns or horse camping.
- Note: Some of the above policies/rules are required per our contract with GCF.

THANK YOU!



HAVE A GREAT RIDE!

STABLING AT THE AUBURN FAIRGROUNDS

Please Clean Before You Leave

👍😊 Wheelbarrows and manure rakes have been positioned in the barn areas. Please move soiled shavings, manure, and stall debris to the bins located in the barn area during your stay in the Auburn Fairgrounds on a daily basis. This is part of an aggressive fly control effort to minimize pests in the residential area around the Auburn Fairgrounds.



Finally, please strip your stalls using the equipment provided by WS Ride Committee when you are finished using your stall and ready to head home. We greatly appreciate your assistance in leaving the Fairgrounds free of stall debris. It's one less thing the Ride Committee has to take care of after an exhausting and exhilarating weekend.



Thank You!



2023 Western States Trail Ride

WHAT TO DO IF YOUR HORSE IS PULLED



Introduction

The Tevis is one of the most difficult rides in the world and statistically your chances of finishing the ride in a trailer are HIGHER than your chances of crossing the finish line. SO, you and your crew should have a plan to deal with this possibility. The communications table at each stop will have a volunteer with information for crews on who has been pulled, when they were pulled, when they left the stop in a trailer and where they are being taken. The rider must accompany the horse in all cases.

The Pulled Rider List

This year, Ride Management will maintain a “**Pulled Rider List**” at Net Control and at the communications table at each stop. The list will be separate from the continuing rider list and will include the rider’s name and number, the time pulled, the location, and a notation of the reason: either **L, M, RO, RO-L, RO-M, OT, DQ** or **SF**, for “Lame”, “Metabolic”, “Rider Option”, “Rider Option-Lame”, “Rider Option-Metabolic”, “Overtime”, “Disqualified”, or “Surface Factors”. In addition, as soon as the horse is ready to be transported, Net Control will be advised of when the horse left and where it is being taken and this information will be added to the list.

When a horse is pulled, the vet card is kept by the vet and then delivered within 15 minutes by a member of the P&R crew to the communications table at the stop. At each stop, the head volunteer will assign a key volunteer who will be (and whose mission in life is) the communications interface between the volunteers, riders, and crews and communications. This volunteer will keep possession of the pulled vet cards and maintain the “**Pulled Riders List**”. That list will:

1. Indicate where the horse and rider went
2. The time of departure of the horse in the trailer and the rider
3. The rider and horse number
4. The number of the horse transport rig

Additionally, the Horse Transport Driver will complete a transport data sheet for his/her transport rig. When the horse and rider are delivered to the Fairgrounds or the Foresthill vet check, the driver will ask you about your plans following release by the veterinary triage staff. **IMPORTANT:** once you unload, proceed with your horse to the veterinary triage area for the triage team to officially release your horse from care. Location of veterinary triage in Foresthill is up the hill behind the Volunteer station. In the fairgrounds triage is in Barn C.

5. After release by triage staff, we will need to know where the horse will be located:
F S = fairgrounds stall
F = fairgrounds area at a horse trailer or in a portable pen
H = taking the horse home (leaving the fairgrounds)
V = Veterinary facility (Loomis Basin Veterinary Clinic or UC Davis)

Wait Times

Your crew should understand that typically there will be a delay between when they hear you have been pulled and when you actually leave the stop in a trailer. First, you may have to wait for a trailer to arrive. Second, even if there are trailers available, you may want to let your horse eat and drink or be monitored by the vets before leaving. Third, it is a long trailer ride from some of the stops to the destination.

Where will your horse be taken?

If you are pulled before Foresthill and your horse doesn't need to go to the treatment vet at the Fairgrounds, the Ride will do everything possible to facilitate getting you and your horse back to the Foresthill vet stop. Trailers arrive in the lower parking lot where there is a horse transport communications table. Your crew should plan to meet you there. *If you are pulled after Foresthill*, or your horse needs further veterinarian care we will take you and your horse to Barn 3 at the Auburn Fairgrounds or the vet treatment. In a few exceptional cases, we may need to take you and the horse to VCA Loomis Basin Veterinary Clinic or U.C. Davis.

Where to get Crew Information on pulled horses

Horse Transport Information should be available at the communications table at each stop. In addition, information on both continuing horses and pulled horses will be available on the Tevis Webcast.

Good luck! We on the Horse Transport Crew, *hope* we don't see you.





July 29, 2023
Dear Tevis Crews:



You are truly the unsung heroes of the Tevis for your rider. Your work is equally as difficult and **exhausting as your rider's as you spend all day supporting and encouraging** him/her on the journey of a lifetime. Ride Management appreciates and applauds your commitment to this world-class event.

To ensure that no rider receives an unfair competitive advantage during the event, several policies, procedures, and guidelines have been established by the Board of Governors which the Ride Committee and Cup Committee will enforce during ride weekend. Also listed below are some of the key policies that we have pulled from the contracts under which we operate with the USFS, ASRA, Soda Springs Resort, and the WSTF Rule book:

1. Do not save camping/parking spots at Soda Springs
2. Please do not start your engines prior to 5:30 am on Saturday morning
3. Haul out extra hay, manure and trash at Soda Springs
4. No parking along the road between Sailor Flat and Robinson Flat
5. Pick up garbage, hay & manure at Robinson Flat and toss in the bins provided
6. Pack out garbage at Foresthill or place tied-off bags in dumpster
7. Do not save spaces at Foresthill—parking is first come, first served starting at 8:30 am Thursday, July 27, 2023.
8. Meet your rider at the timed finish and walk with them to McCann Stadium.
9. Return your horse to the vets in the stadium for a recheck 1-2 hours after your finish time.
10. If your rider finishes in Top Ten, be sure you place the stall card (a Cup Committee member will be distributing them) on the horse's stall, follow instructions on the back of the card, and NO WHIPS allowed at Haggin Cup showing in the arena.
11. Remove ALL SHAVINGS from stalls upon your departure from the fairgrounds—be that Sunday after the event or any time earlier. Push them to the aisle outside the barn to be picked up on Monday with a tractor.
12. You must follow all verbal and written directions from ride officials

These are not all the rules, please familiarize yourself with the Rule Book for 2023.

Chuck Stalley

2023 Ride Director