

Western States Trail Ride
July 20, 2024 (Updated 7.15.2024)
Rider E Packet ~ Cover Sheet

Content	Page
Welcome Letter from Ride Director	1
Ride Week Agenda	2
Access Map to Robie Park	3
Robie Park Layout	4
Robie Park Rules & Policies	5
Check In: Reminder to bring forms	6
Water Use Policies for 2024	7
Starting Instructions for Tevis	8
Start Map for Tevis	9
Robinson Flat Vet Check Layout	10
Robinson Flat Unloading Instructions	11
Foresthill Vet Check Layout	12
Finish Map from Overlook to Stadium	13
Gold Country Fairgrounds Traffic Flow Map	14
Fairgrounds Stabling Procedures & Policies	15
Requirement to strip stalls @ Fairgrounds	16
What to Do if Your Horse is Pulled P 1	17
What to Do if Your Horse is Pulled P 2	18
Summary of Key Points for Crews	19



July 20, 2024 Dear Tevis Rider



Welcome to the 68th running of the Western States “Tevis Cup 100 Miles in One Day” Trail Ride, fondly known as the “Tevis Cup.” **The digital documents attached to this email comprise your rider packet and contain vital information regarding your participation in this event.** You will receive an envelope from the US Postal Service containing the booklet *Rules of the Western States Ride - Including Ride Policies & Ride Medication Policy*, your vehicle passes, Checkpoint Card and your assigned Rider Number as the event nears. Please familiarize yourself and your crew members with the information contained in the booklet. This rule book and policy manual is also currently available on the website, <http://www.teviscup.org>. The success and ease of your ride will be increased with your familiarity of the rules and guidelines contained in that document.

1. Rider numbers will be assigned one to two weeks prior to the ride.
2. Remember, horses are not to be in the Rider Check-in/Registration Area.
3. If you are coming from out-of-state, please check with your local veterinarian about requirements for taking horses across state lines and into California **and regularly check our website www.teviscup.org for updates** such as fire conditions, etc.
4. We have added a sheet to this rider packet JUST FOR YOUR CREW. It summarizes the **most vital (but not all)** information regarding critical policies and procedures. Remember that the rider is responsible for the actions of the rider's crew member(s). We hope this page helps.
5. Please do not start your engines at Robie Park prior to 5:30 am on Saturday morning.
6. We salute the Junior Riders and their Sponsors. Juniors and Sponsors must be familiar with the sponsorship rules listed in the Rules booklet, including the Change of Sponsor form. **Juniors must not proceed down the trail without a sponsor.**
7. Because there may be last-minute changes to rider or crew information, it is **mandatory** that you attend the Pre-Ride meeting at Robie Park on Friday, July 19, 2024, at **6:30 PM** at the Barsaleau Pavilion. This meeting will cover any changes to the trail, cut-off times, pulse criteria, and other important information relating to your successful trip to Auburn.
8. Make arrangements in advance for shuttling your rig out of Robie Park.
9. Robie Park & Robinson Flat: DO NOT SAVE SPACES. First come/first served at both locations. If the policy is not adhered to, WSTF may be fined for your offense. Spread manure and haul out your garbage before you leave your camp/crew space at Robie Park. Bag manure & hay at Robinson. The standard at these locations is **LEAVE NO TRACE.**
10. Only one vehicle per rider is allowed into Robinson Flat--“Buddy up” or car-pool. The Ride will provide a shuttle from Sailor Flat to Robinson Flat. Place your Robinson Flat Vehicle Pass on your dashboard. **At 9:00 am OR when the first horse arrives** the last of the crew vehicles will be allowed to go from Sailor Flat to Robinson. After that time, park at Sailor Flat and ride the shuttle to Robinson.
11. Cut-off times *to leave a vet stop/check point* will be strictly adhered to; become very familiar with these **in and out times**. This information can be found for review on the Checkpoint Card and at <http://www.teviscup.org>.
12. The farriers will be charging for their services during the Ride. If you use specialized shoes/pads, please bring spares in the event they are needed.
13. Should your horse require veterinary treatment during or after the Western States Trail Ride, you are directly responsible to the attending veterinarian for payment.
14. Rule books, your vehicle passes, checkpoint information card, and your rider number will be mailed to riders with home addresses in California, Nevada, Oregon, and Washington via US mail. If your address is any other state, your pre-ride packet will be held for you and can be picked up at the Tevis office (150 Gum Lane, Suite 3) in Auburn until July 17.

Lastly, don't think of the Tevis as 100 miles! Ride each section in increments with planning that is specific for that section of trail. Give your horse and yourself time to regroup prior to each vet check, demonstrate patience and courtesy, and enjoy the horse you are on, the trail you traverse, the compatriots who are sharing the trail with you, and the experience known as “The Tevis.”

From the Board of Governors, the 750+ volunteers, and myself, thank you for participating, and have a great ride!

Sincerely,

Chuck Stalley


Chuck Stalley, 2024 Ride Director



WESTERN STATES TRAIL RIDE

Ride Week Agenda

"THE TEVIS CUP 100 MILES ONE DAY RIDE"
68th Anniversary Ride – July 20, 2024



Wednesday, July 17, 2024

6:00 p.m. - Hamburger Barbecue. Donation for the meal, No-Host-Bar, Tevis Office @ The North Lot, 160 Gum Lane, Auburn.
Sponsored by **Native Sons of the Golden West** and the **City of Auburn**

Friday, July 19, 2024

10:00 a.m. - RIDER CHECK-IN begins at ROBIE PARK. Participant's Ride Packets available at Ride Management Check-In near the Vendor Exhibit area. Late entrants **MUST** observe posted signs for orderly preparation of entry application and payment of any charges. ALL RIDERS: be sure to bring the completed and signed "Emergency Information" form, the Release for Palisades/Tahoe, and the "Rider Biography" form. PLEASE DO NOT BRING YOUR MOUNT TO THE RIDE MANAGEMENT TABLE AREA.

11:00 a.m. - BBQ LUNCH. No Host, limited lunch (hamburgers, hotdogs, veggie burgers, tri tip & cold drinks) available for purchase. Located near the Vendor area. Choice of meals each at \$12/option.

12:00 p.m. - 5:00 p.m. VETERINARY CHECK-IN – at the Mansfield Arena. Veterinary examination. Proceed to the Mansfield Arena for check-in with management and direction to a veterinary examination position. The final step after passing the veterinary examination is to have numbers applied to riders' mounts (#tags & livestock marker) and have wristbands attached to riders.

**Meet at the Barsaleau Pavilion for all meetings with an asterisk.*

3:00 p.m. ~ CREW BRIEFING.* with a question & answer time, attendance is not mandatory but highly recommended.

3:30 p.m. ~ JUNIOR RIDER & SPONSOR MEETING.* Attendance is mandatory by ALL Junior Riders AND their Sponsoring Riders.

4:00 p.m. ~ NEW RIDER MEETING.* A member of the Board of Governors will address areas of concern for first time Tevis riders.

Serving Starts @ 5:30 p.m. ~ PRE RIDE DINNER \$20. Ticket sales and meal service at the entrance to the Meadow by the Pavilion.

6:30 p.m. ~ PRE-RIDE BRIEFING and QUESTION/ANSWER PERIOD.* ATTENDANCE IS MANDATORY for ALL RIDERS. We suggest that crew members also attend this important meeting to learn about any last-minute trail conditions and checkpoint details. **PLEASE BRING A CHAIR.**

Saturday, July 20 - RIDE DAY

4:30 a.m. - PARTICIPANTS ASSEMBLE for the START, following instructions given at the pre-ride briefing. Riders must check in with the timers after leaving their starting pens and before going to the start line.

CREWS PLEASE NOTE –

DO NOT START UP YOUR ENGINE OR LEAVE Robie Park prior to 5:30 AM on Ride Morning!

Headlights and maneuvering vehicles create an unnecessary hazard to riders as they assemble for the Ride start.

5:15 a.m. - THE START! Have a safe journey to Auburn -- "Endurance Capital of the World."

5:30 a.m. - ALL Participants MUST depart the camping area as observed by the timers. **NO EXCEPTIONS!**

5:31 a.m. - SWEEP RIDERS DEPART behind the last participant.

9:00 p.m. - McCANN STADIUM activities and entertainment ~ Sit on the hill and watch the finishers arrive at the **WSTF water trough** as they finish their 100 miles and continue over to ride under the banner in McCann Stadium!

Sunday, July 21, 2024- POST RIDE ACTIVITIES at Auburn

5:15 a.m. - RIDE CUT-OFF TIME at the **WSTF water trough** timed and place finish, ¼ mi. before McCann Stadium, Auburn.

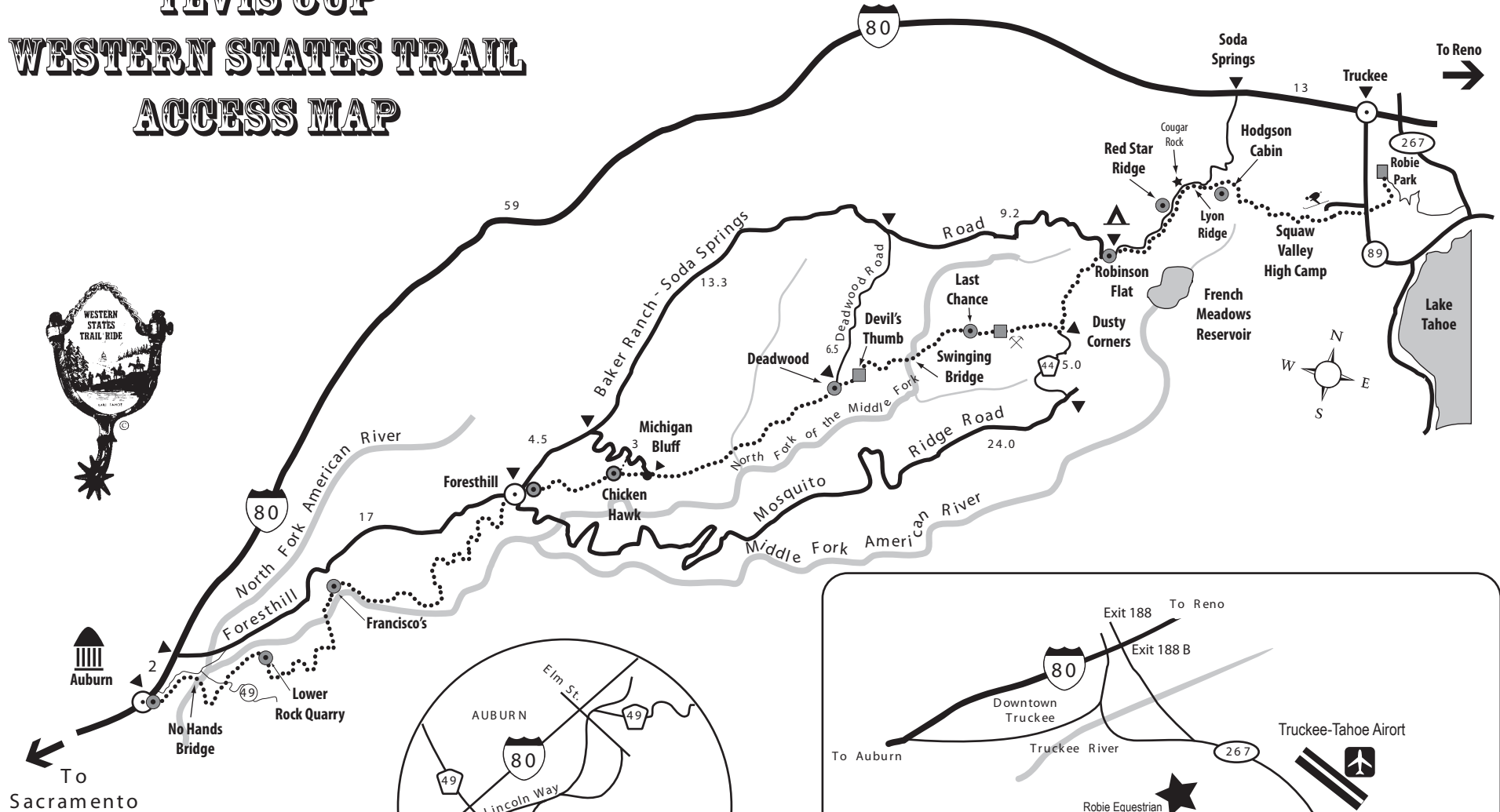
6:30 a.m. – BREAKFAST a fabulous and hearty meal is available for purchase at the North end of McCann Stadium, prepared by the **Native Sons of the Golden West**. Menu includes: Coffee, OJ, scrambled eggs, bacon, hash browns, the works!

10:00 a.m. - Judging of Top-Ten finishers for the Haggin Cup award at McCann Stadium. **Top-Ten horses MUST REMAIN ON THE PREMISES after finishing and until the judging!**

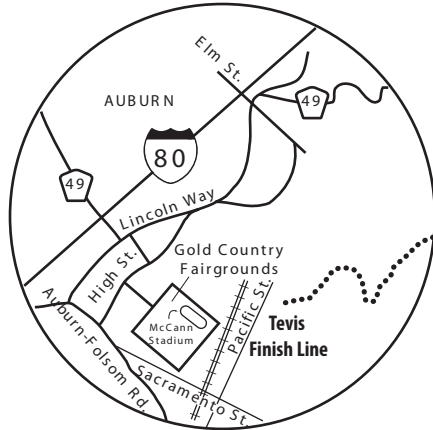
1:00 p.m. - AWARDS CEREMONY BANQUET – At the Upper Pavilion of the Gold Country Fairgrounds. Rider's entry fee includes a ticket. Purchase additional tickets "at the door" for **\$25**.

2:00 p.m. - AWARDS PRESENTATION.

TEVIS CUP WESTERN STATES TRAIL ACCESS MAP



LEGEND	
	Freeway
	Paved Road
	Dirt Road
	River
	Western States Trail
	Major Checkpoints
	Historical Interest
	Mileage Points



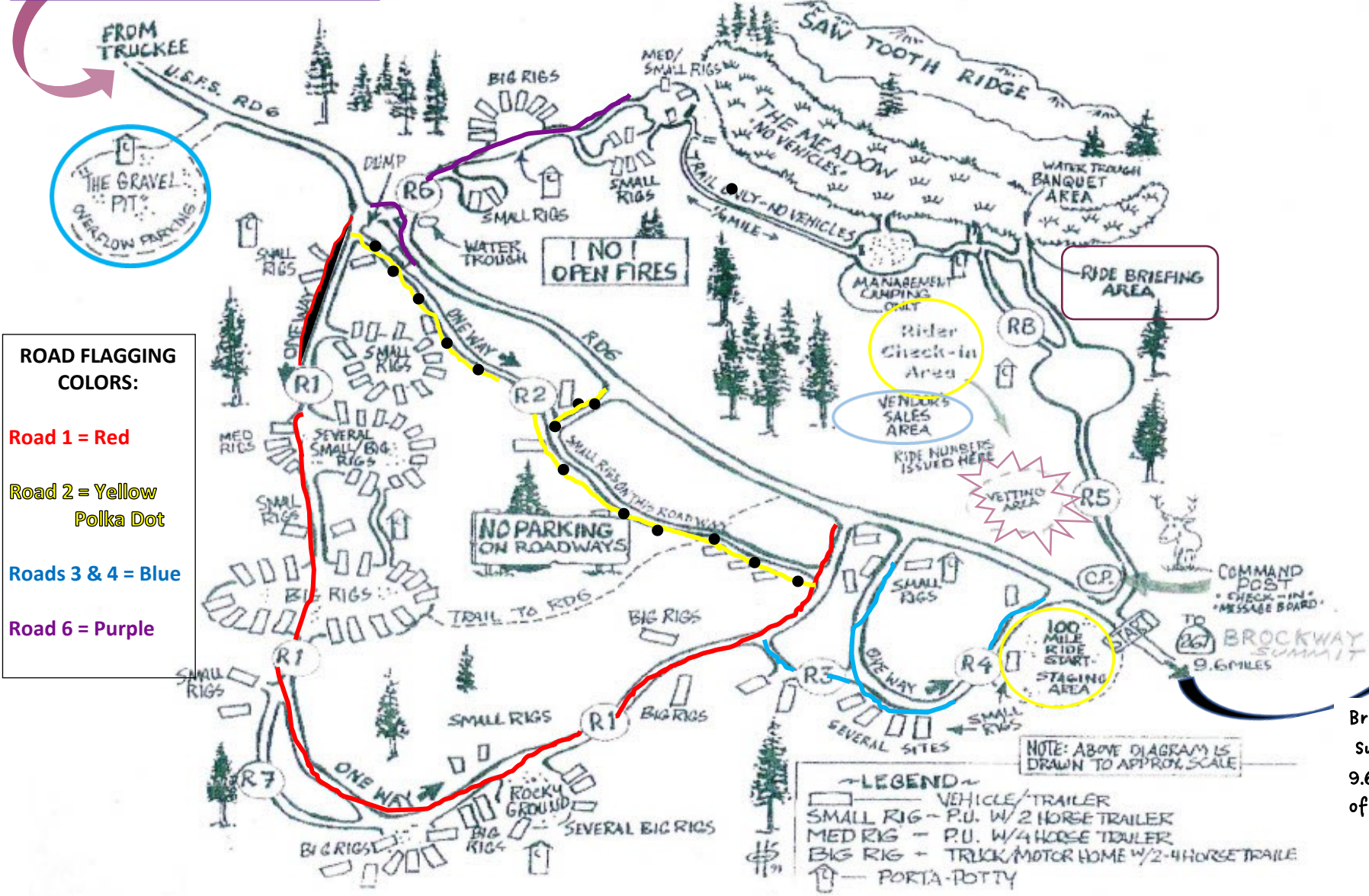
Robie Equestrian Park Access Route

From Auburn, take exit 188B off Interstate 80 to Hwy. 267 South. From Reno, take exit 188 off Interstate 80 to Hwy. 267 South. Take Hwy. 267 South from Truckee towards King's Beach. Go past the Truckee Airport on your left and Northstar on your right. Continue to the Bockway Summit and turn right on Mt. Watson Road. (The turn will be marked with Tevis signs.)

After 6 miles on the paved road, turn right onto U.S. Forest Service Road 06 (Gravel) to Robie Park.

Do NOT use this route if towing a trailer.
Use Hiway 267 to Brockway Summit.

ROBIE PARK Base Camp Layout



267

Brockway Summit
9.6 miles east of base camp



P.O. Box 714
Foresthill, CA 95631
530-367-4332

robiepk@robiefoundation.org



RULES & POLICIES FOR THE WENDELL & INEZ ROBIE EQUESTRIAN PARK (“Park”)

1. No campfires are permitted at the Park.
2. **Dogs must be kept on a leash AT ALL TIMES. Owners of unleashed dogs will be asked to leave the premise. This is a mandate per our insurance.**
3. All water provided at Park is for animal use ONLY—the water is NOT tested or treated for human use.
4. Horses are not allowed in the meadow area due to environmental concerns.
5. Wildlife inhabit the area such as: BEARS, COYOTES, RATTLESNAKES, MOUNTAIN LIONS, PORCUPINES, etc. Be cautious and respect their space.
6. The Tahoe/Truckee area is a VERY HIGH MULTI-USE AREA—with mountain bikes, motorcycles, runners, hikers and equestrians sharing the trails.
7. Individuals and groups are responsible for cleaning up and removing all garbage. Any clean-up costs incurred by the WENDELL AND INEZ ROBIE FOUNDATION (“WIRF”) will be charged back to the user plus a noncompliance fee.
8. Horse manure needs to be spread and the camping areas left clean and natural.
9. The Park falls within the boundaries of the Tahoe National Forest and ALL United States Forest Service (USFS) regulations must be followed as they pertain to use of the property for either day or overnight use.
10. The WIRF reserves the right to refuse access to any individuals with or without cause at the Park.



TEVIS RIDERS

Reminder: You are receiving this Rider Information Packet via email. In addition, you will receive

“Rider Packet #2: Robie Park Check-in Forms”

which is a separate email containing forms which you need to print, complete, take with you and turn in at Robie Park. The check-in staff will require these forms to release your Tevis Rider Packet containing your vet card, meal tickets, etc.

If you are **NOT** the owner of your mount for Tevis, you will need to bring 2 additional forms to Rider Check-in this year. These documents are in the “Rider Packet #2” attachments. These forms (Form A and Form B) will need to be printed, completed, and signed by the owner of the horse in order to complete your registration.

We want to call your attention to these documents as this is the third year they have been required. If you have questions, please contact the Tevis office.



WESTERN STATES TRAIL RIDE

2024 Wanton Waste of Water

Ride management makes a great effort to supply water where it is needed for the horses. Water is hauled into vet checks at Red Star Ridge, Robinson Flat, and Franciscos. Additionally, ride management makes a great effort to put additional water troughs at beneficial points along the trail. In the past, water was placed at Lyons Ridge, on the road between Red Star Ridge and Robinson Flat, Miller's Defeat, Dusty Corners, Cal 2, Nugget Road, and at Robie Point. The extra effort is made to help keep the horses hydrated. All this water is hauled by truck.

In the past, the water truck at Robinson Flat nearly went empty before the last horses were vetted. This was a result of the crews for the early arriving horses using a disproportionate amount of water. The crews were not breaking any rules or policies; they were just crewing hard and fast and using lots of water. There has also been an inequitable use of water from the troughs on the trail. Early riders have scooped so much water onto their horses that the troughs were nearly empty when the last third of the horses arrived. These later riders were rightfully upset that there was no water for their horses to drink.

Ride management has had to institute policies to ensure that all riders receive an equal amount of water where water is limited. Where there is unlimited water, or where there is natural water, riders can use water freely. Where water is limited, the following policies are to be followed and a violation of these policies is a violation of the sportsmanship rules for Tevis.

Water troughs on trail: Horses are only allowed to drink from these troughs unless told otherwise by an official. Sponging or scooping from these troughs is prohibited.

Vet checks: The policy is BUCKET, SPONGE, HORSE. In other words, water shall be taken from the troughs by bucket and the water will be applied to the horse with a sponge. Crews are prohibited from scooping water from the troughs with buckets and pouring it directly onto the horses. A gallon, saddle type scoop may be used to apply water directly to the horse from the water trough but is to be used appropriately.

If it appears that an excessive amount of water is being used, ride officials will ask that the water be used more judiciously. Use common sense. Don't make ride officials intercede to terminate what is paramount to poor sportsmanship. And as always, there is no sponging directly from the troughs. We want everyone to use common sense and show good sportsmanship. The goal is to ensure that an equal amount of water is available for everyone to use for their horses.

These policies are to prevent the slower riders from looking at an empty trough and wonder, "where did all the water go?"

2024 Tevis Ride Management

Western States Trail Ride - 2024 Starting Instructions

The Tevis "Pen Start" System

Pen Assignments:

For 2024, the assignment to Pen 1 was based on your submission of the online seeding form which was to have been received by WSTF **no later than June 30, 2024**. The top 60 entries (based on the horse's ride records) are assigned to Pen 1 and the remaining entries are assigned to Pen 2. For those of you who do not want to be in the pens for the start, there is a virtual Pen 3 which means you can be anywhere you want (except for in Pen 1) and you can follow the Pen 2 riders across the starting line just as long as you check in with the Robie Park out timer by 5:15 am. **Please see map on the next page of this packet.**

- A rider assigned to Pen 1 may enter Pen 1 or Pen 2.
- A rider assigned to Pen 2 may only enter Pen 2.
- Pen 3 is virtual – be anywhere you want except in Pen 1
- Juniors must enter the pen to which their sponsor is assigned

NOTE: Only Pen 1 riders will have a pen entry ticket in their ride packets.

This Ticket is NOT TRANSFERABLE TO ANOTHER RIDER. Pen 2 riders do not need a ticket.

Pen Location:

Pen 1 is the same as in prior years and is located on the main road just past the "Y" to the vendor area. The entrance to Pen 1 will be on the main road past the entrance to Pen 2.

The entrance to Pen 2 will be between the trail from the main road to Mansfield Arena AND the entrance to Pen 1 or they may enter Pen 2 from the trail leading from the main road to Mansfield Arena. Since Pen 2 riders do not need a ticket, it does not matter where they enter the Pen 2 area. **Please see the map on the next page.**

The Start:

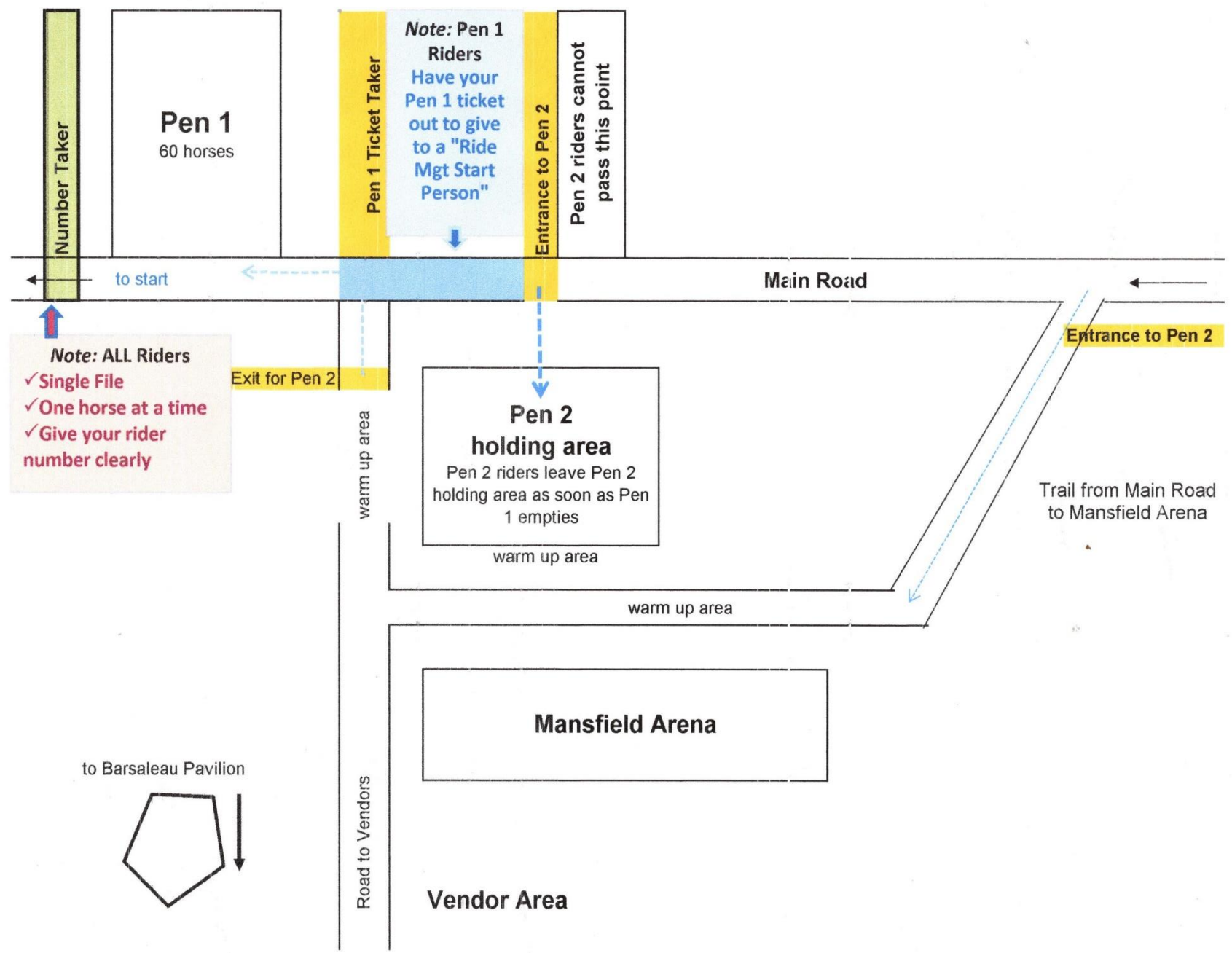
Riders may enter their assigned pen up to the time their pen empties. Pen 1 will begin emptying at 4:55 AM which is 20 minutes before the start. The horses will **WALK** to the starting line for the start at 5:15 AM. It will take the riders approximately 10 minutes to walk to the starting line so it is anticipated that the Pen 1 horses will only stand on the road for about 10 minutes and the Pen 2 horse less time. As the last riders from Pen 1 **give their numbers to the number taker**, Pen 2 will be released to walk to the number takers. Each pen will have designated lead riders lead the other riders to the starting line. The lead riders shall not be passed. Any rider who is late for the emptying of Pen 1 will join the riders in Pen 2.

Pen 1: There will be up to 60 horses in Pen 1. There is adequate room in Pen 1 to allow the horses to walk in a large circle until the pen empties. It is hoped the riders will take advantage of this opportunity to allow the horses to warm up. Riders will not be allowed to congregate at the gate of the pen until 2 minutes before the pen is to empty. The pen manager will make a loud two-minute call at which time the riders can line up to exit the pen if they wish. We apologize in advance for the dust.

Pen 2: Pen 2 is for all riders who are not in Pen 1. Pen 2 horses can warm up by using the roads and all open areas in Pen 2. The only area that is off limits is the Mansfield Arena. This will give the riders enough room to sort themselves out; riders who want to ride faster can filter to the front of Pen 2, and the riders who want to start slower can filter to the back of Pen 2. Pen 2 will proceed to the starting line when Pen 1 empties which is anticipated to be at 5:00 AM. They will be led to the starting line by a lead rider.

Pen 3: Pen 3 is a virtual pen for those who do not want to be around other horses for the start. Riders can be anywhere except for in Pen 1. It is the rider's preference and can include being back at his/her trailer. The only requirement is that the rider cross the starting line by 5:30.

2024 Western States Trail Ride - Start Map



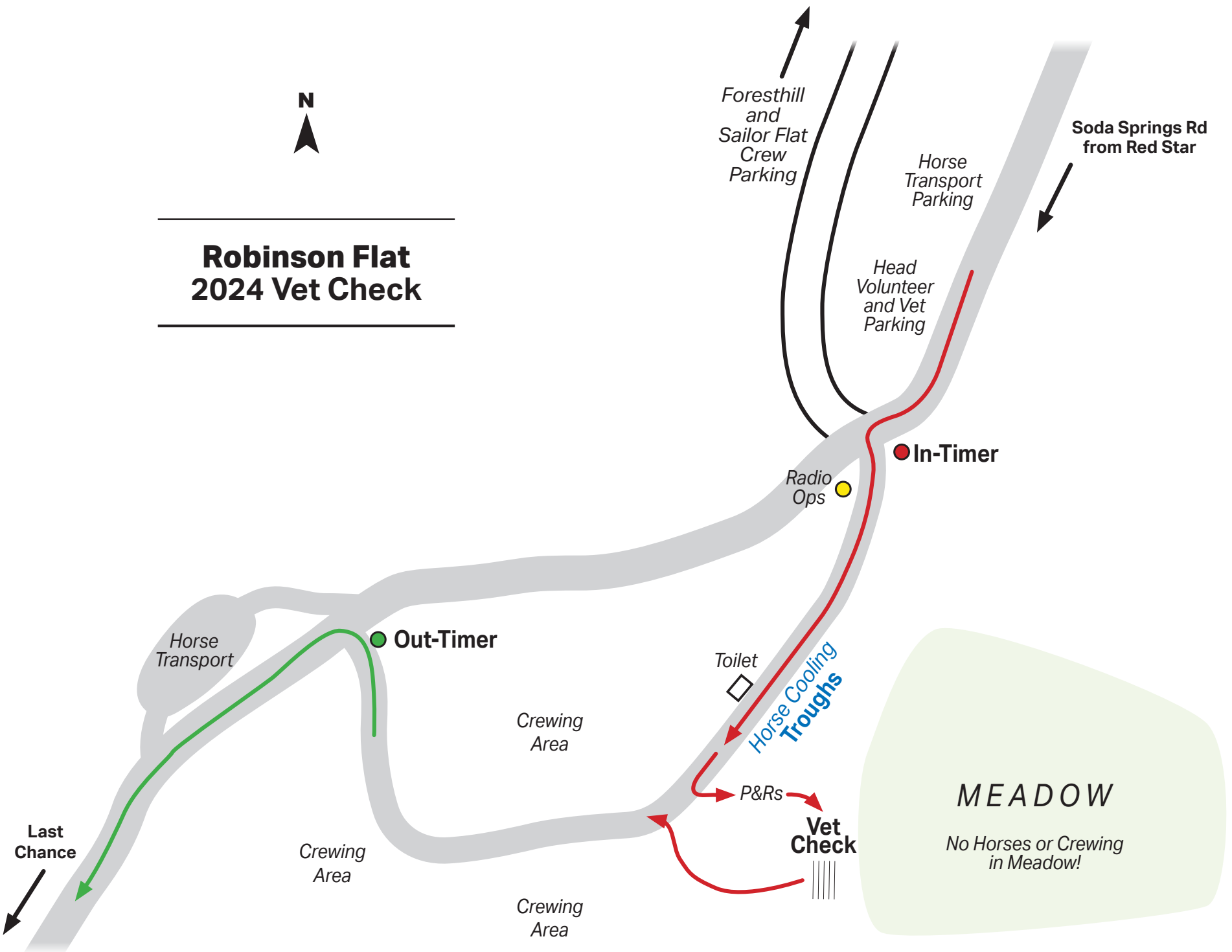
7/4/2024 6:01 PM

P 9

ps



Robinson Flat 2024 Vet Check



Foresthill
and
Sailor Flat
Crew
Parking

Horse
Transport
Parking

Head
Volunteer
and Vet
Parking

Soda Springs Rd
from Red Star

Radio
Ops

In-Timer

Horse
Transport

Out-Timer

Toilet

Crewing
Area

Horse Cooling
Troughs

P&Rs

Vet
Check

Crewing
Area


Crewing
Area

MEADOW

No Horses or Crewing
in Meadow!

Last
Chance

ROBINSON FLAT UNLOADING INSTRUCTIONS



The Pilot Car will start leading cars up to Robinson at 6:00 AM.

We will send up 20-40 vehicles at a time from Sailor Flat to Robinson Flat. These vehicles must be displaying a **Robinson Flat Crew Vehicle Pass** in the front window. This pass will be mailed to you a few weeks before the ride date. Follow the vehicle in front of you until the “train” stops at Robinson Flat. You will have no more than 3 minutes to unload your crewing gear. **Under no circumstances are you to walk off and leave your vehicle!! Be ready to pullout in 3 minutes.**

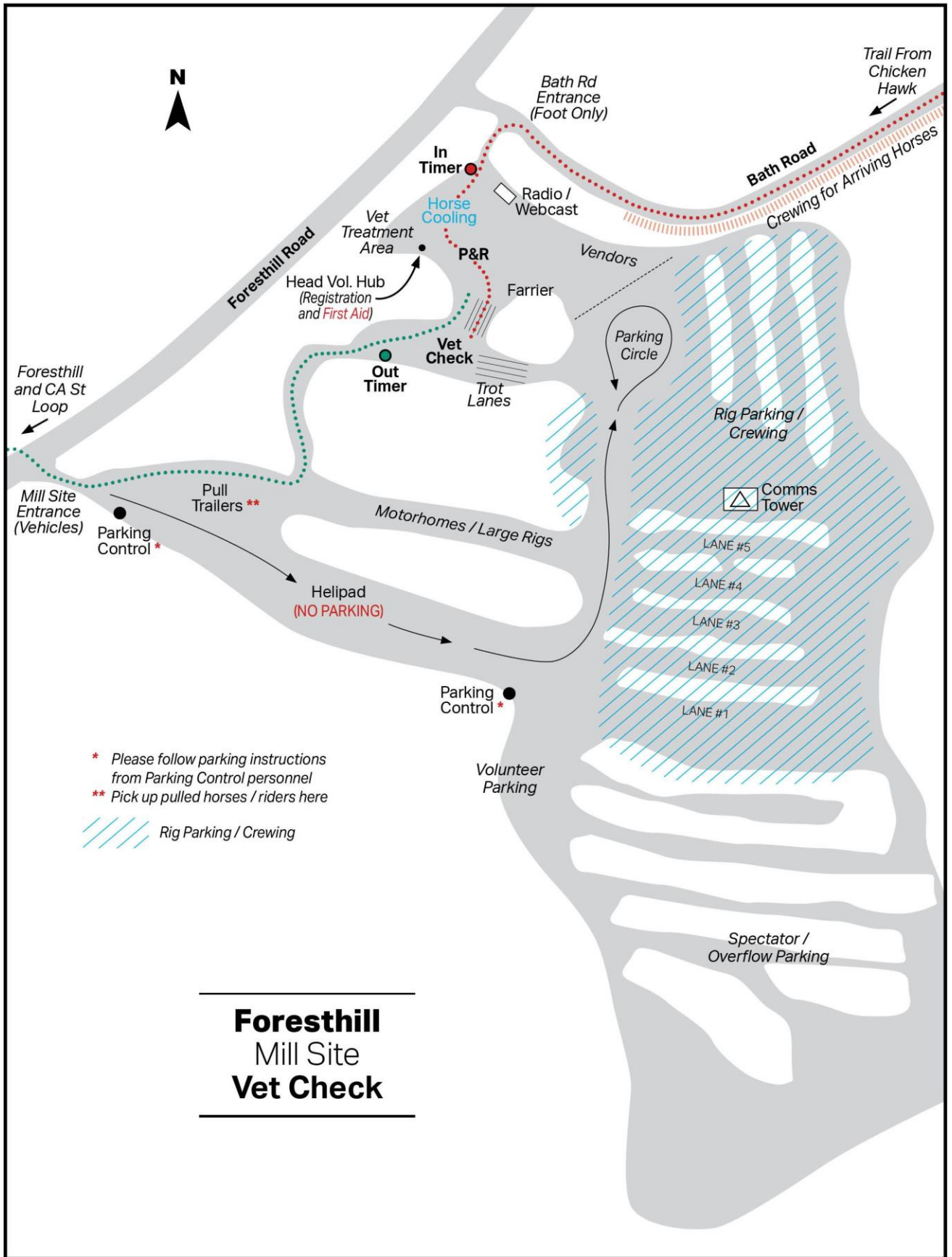
Unload your stuff, pile it next to wherever you are stopped, and be prepared to drive forward and out as soon as the car ahead of you starts up.

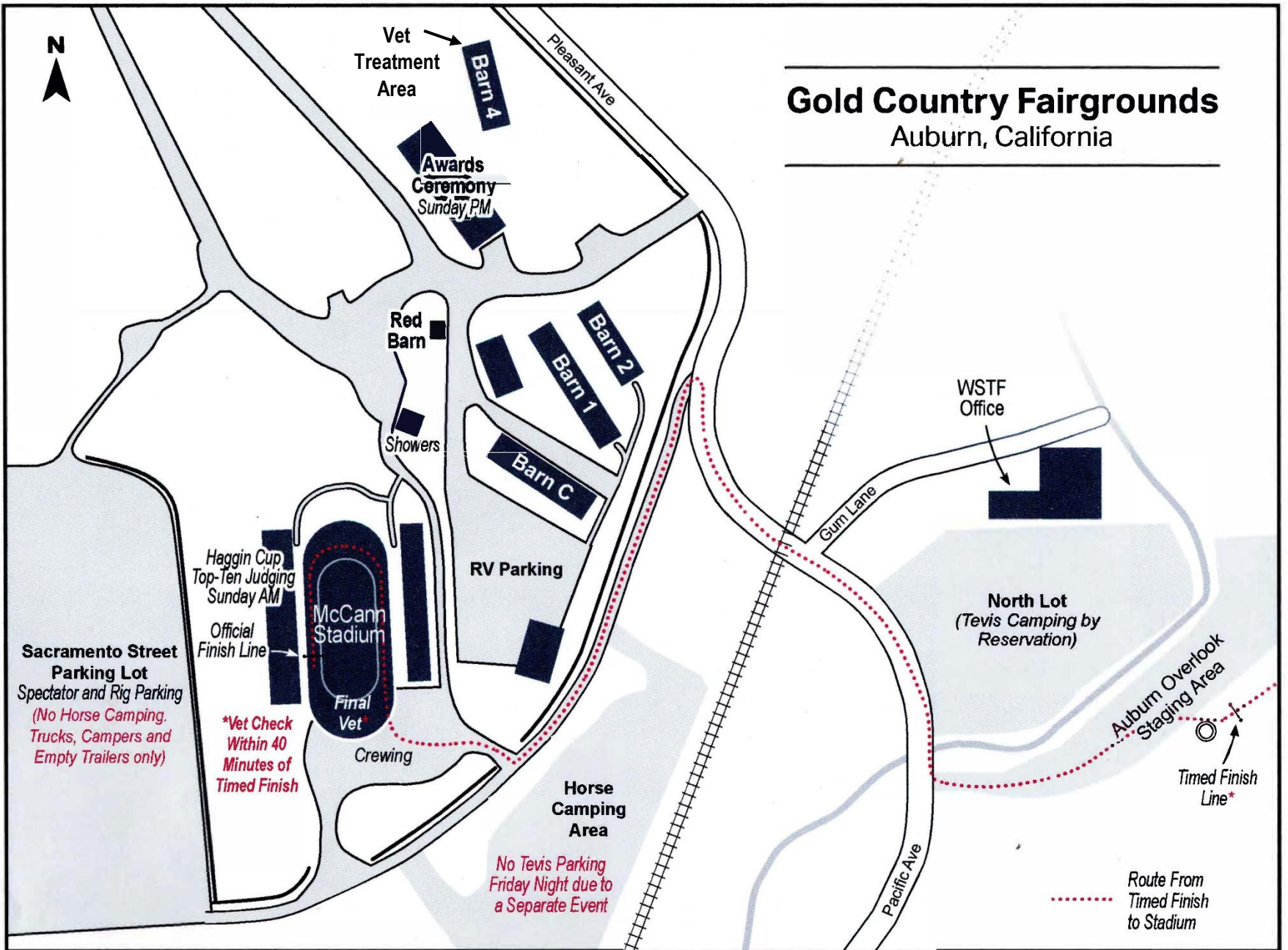
All vehicles will then proceed back down toward Sailor Flat and park along the right hand side of the road. Drivers will walk back up.

At approximately 9:00 am the last car will be released from Sailor Flat to drive up to Robinson Flat. After that time, you will park at Sailor Flat and ride the shuttle up to the vet check.

Failure of crew to follow parking, traffic and access instructions can, and will, lead to disqualification of your rider. We appreciate your cooperation.



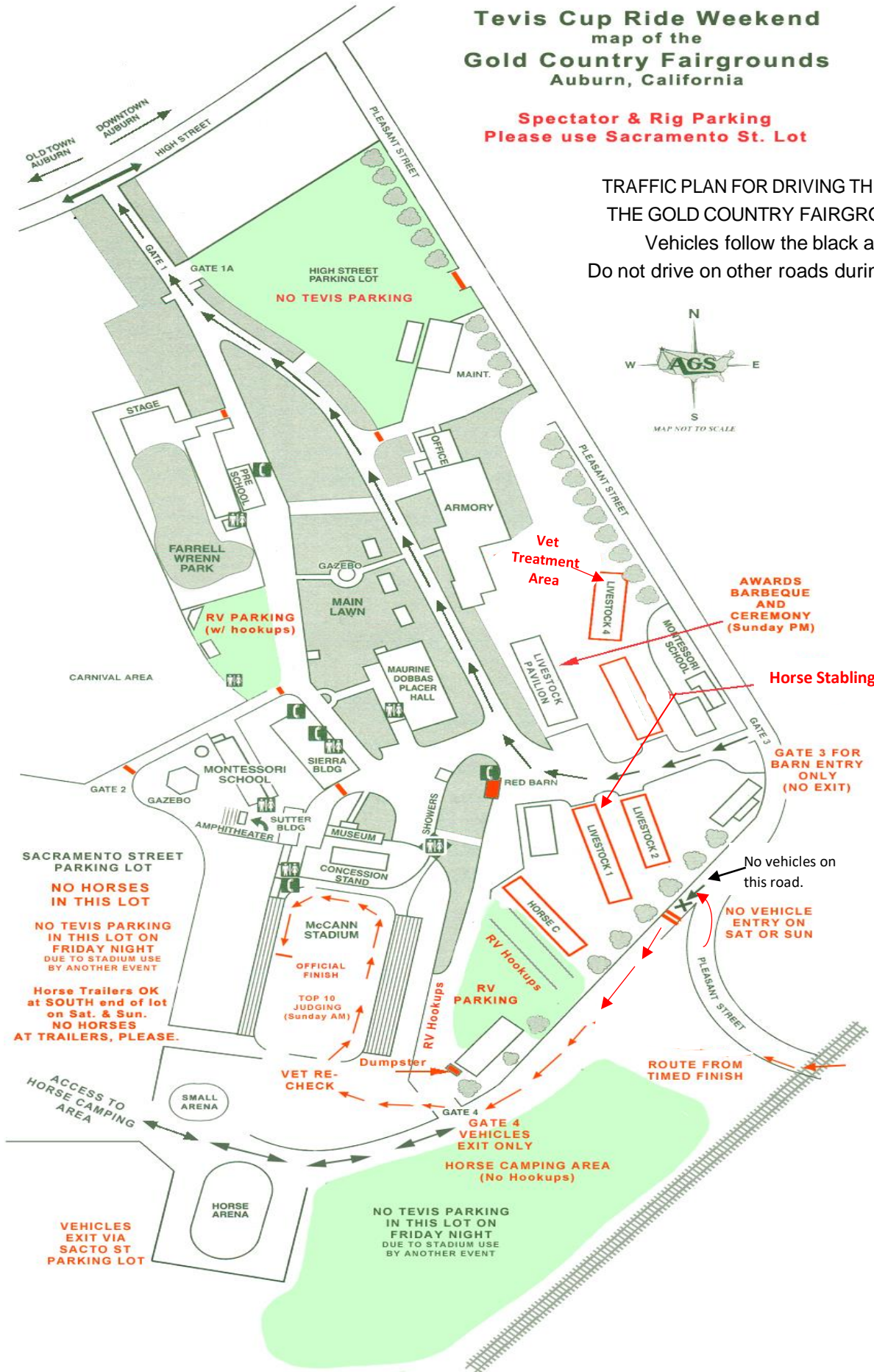




Tevis Cup Ride Weekend
map of the
Gold Country Fairgrounds
Auburn, California

Spectator & Rig Parking
Please use Sacramento St. Lot

TRAFFIC PLAN FOR DRIVING THROUGH
THE GOLD COUNTRY FAIRGROUNDS
Vehicles follow the black arrows.
Do not drive on other roads during the event.





Stabling and Fairgrounds Use Auburn Fairgrounds - 2024


Auburn: Pre-ride and post-ride stabling in Auburn is at the Gold Country Fairgrounds. Reservations are made through the Western States Trail Foundation office. All participants must follow Fairground policies/rules and have the option of stabling on site. Fairgrounds Policies/Rules include:

- **Dogs must be always on a leash.** Pets may not be left unattended at any time.
- Horses are not permitted on the main grounds. They will be allowed in the barn areas or horse camping areas **only**. Not in any of the parking lots!
- Stabled horses to be kept in numbered stall assigned through WSTF office. One reserved stall per each **accepted rider** and one horse only per stall.
- Rider cancellation automatically cancels stall reservation prior to ride day (No-Show on ride day also automatically cancels).
- Stalls are available ride night by prior reservation (see Page 3 of the entry form). A minimum rental fee will be charged.
- Ride Day/Night **ALL stabled horses must be** checked in with stable volunteer prior to leaving Stadium or upon arrival in the stable area; and, emergency information **must be** provided!
- No check in and/or emergency information provided = horse will not be allowed in stall!
- Early arrivals or during ride week contact a stabling Volunteer for your stall location and information:
LuAnne (916) 798-9493
- RV hookup space rental will be available on a 1st come 1st served basis for those with accepted ride entries.
- Vehicle parking is extremely limited in the stable area and is available on a 1st come basis for riders. No reserved spaces!
- Spectators and crews will find plenty of parking in the upper parking lot above McCann Stadium off of Auburn-Folsom Rd./Sacramento St. **No horses are allowed in this parking lot!** Trailer parking and people camping allowed Ride Day/night and Awards day/night. No fee charged. Shower facilities available in stadium area. Some “people camping” may be available in the lower High St. parking lot. Check with High St. entrance volunteers or at the stabling volunteer’s RV at the barns.
- **Horse camping is available** at the South end of the McCann Stadium and Fairgrounds. No fee charged. The entrance is at the Southeast end of the upper parking lot. Signs will be posted. Portable pens ok. **Rigs with horses ONLY!** Please: **No extra crew vehicles in Horse Camp area.**
- Reserved camping at the North Lot is \$45 per night with a 4-night minimum. Make reservations via the digital entry form. Portable pens are allowed, must be no bigger than 10’ x 10’ and must fit within your allotted space with a maximum of two equines per space.
- To reduce congestion and to allow for emergency and maintenance access, all horse trailers other than camping rigs with permits must be removed from the barn area to designated parking areas as directed by stabling volunteer personnel.
- Emergency messages may be left at (530) 263 0471 or (916) 798 9493.
- Tevis parking is restricted to the south end of the upper parking lot on Friday night, July 19.
- Check Website for additional information and maps. www.teviscup.org
- Should you want grain, hay, or other supplies contact **Echo Valley Ranch Feed Store: 530-823-1482.**
- For shavings delivered to your stall, please contact a stabling volunteer (530)-263-0471 or (916) 798-9493
- Pulled riders are asked to inform ride personnel where they and their horse will be going
- Finishing riders will be asked when leaving the Fairground arena where their horse will be going: home, friend’s house, barns or horse camping.
- Note: Some of the above policies/rules are required per our contract with GCF.

THANK YOU!

HAVE A GREAT RIDE!

STABLING AT THE AUBURN FAIRGROUNDS



Please Clean Before You Leave



Wheelbarrows and manure rakes have been positioned in the barn areas.

Please move soiled shavings, manure, and stall debris to the bins located in the barn area during your stay in the Auburn Fairgrounds on a daily basis. This is part of an aggressive fly control effort to minimize pests in the residential area around the Auburn Fairgrounds.



Finally, please strip your stalls using the equipment provided by WS Ride Committee when you are finished using your stall and ready to head home. We greatly appreciate your assistance in leaving the Fairgrounds free of stall debris. It's one less thing the Ride Committee has to take care of after an exhausting and exhilarating weekend.



Thank You!



2024 Western States Trail Ride

WHAT TO DO IF YOUR HORSE IS PULLED



Introduction

The Tevis is one of the most difficult rides in the world and statistically your chances of finishing the ride in a trailer are HIGHER than your chances of crossing the finish line. SO, you and your crew should have a plan to deal with this possibility. The communications table at each stop will have a volunteer with information for crews on who has been pulled, when they were pulled, when they left the stop in a trailer and where they are being taken. The rider must accompany the horse in all cases.

The Pulled Rider List

This year, Ride management will maintain a “**Pulled Rider List**” at Net Control and at the communications table at each stop. The list will be separate from the continuing rider list and will include the rider’s name and number, the time pulled, the location, and a notation of the reason: either **L, M, RO, RO-L, RO-M, OT, DQ** or **SF**, for “Lame”, “Metabolic”, “Rider Option”, “Rider Option-Lame”, “Rider Option-Metabolic”, “Overtime”, “Disqualified”, or “Surface Factors”. In addition, as soon as the horse is ready to be transported, Net Control will be advised of when the horse left and where it is being taken and this information will be added to the list.

When a horse is pulled, the vet card is kept by the vet and then delivered within 15 minutes by a member of the P&R crew to the communications table at the stop. At each stop, the head volunteer will assign a key volunteer who will be (and whose mission in life is) the communications interface between the volunteers, riders, and crews and communications. This volunteer will keep possession of the pulled vet cards and maintain the “**Pulled Riders List**”. That list will:

1. Indicate where the horse and rider went
2. The time of departure of the horse in the trailer and the rider
3. The rider and horse number
4. The number of the horse transport rig

Additionally, the Horse Transport Driver will complete a transport data sheet for his/her transport rig. When the horse and rider are delivered to the Fairgrounds or the Foresthill vet check, the driver will ask you about your plans following release by the veterinary triage staff. **IMPORTANT:** once you unload, proceed with your horse to the veterinary triage area for the triage team to officially release your horse from care. Location of veterinary triage in Foresthill is up the hill behind the Volunteer station. In the fairgrounds triage is in Barn 4.

5. After release by triage staff, we will need to know where the horse will be located:
F S = fairgrounds stall
F = fairgrounds area at a horse trailer or in a portable pen
H = taking the horse home (leaving the fairgrounds)
V = Veterinary facility (Loomis Basin Veterinary Clinic or UC Davis)

Wait Times

Your crew should understand that typically there will be a delay between when they hear you have been pulled and when you actually leave the stop in a trailer. First, you may have to wait for a trailer to arrive. Second, even if there are trailers available, you may want to let your horse eat and drink or be monitored by the vets before leaving. Third, it is a long trailer ride from some of the stops to the destination.

Where will your horse be taken? *If you are pulled before Foresthill* and your horse doesn't need to go to the treatment vet at the Fairgrounds, the Ride will do everything possible to facilitate getting you and your horse back to the Foresthill vet stop. Trailers arrive in the lower parking lot where there is a horse transport communications table. Your crew should plan to meet you there. *If you are pulled after Foresthill*, or your horse needs further veterinarian care we will take you and your horse to Barn 3 at the Auburn Fairgrounds or the vet treatment. In a few exceptional cases, we may need to take you and the horse to VCA Loomis Basin Veterinary Clinic or U.C. Davis.

Where to get Crew Information on pulled horses

Horse Transport Information should be available at the communications table at each stop. In addition, information on both continuing horses and pulled horses will be available on the Tevis Webcast.

Good luck! We on the Horse Transport Crew, *hope* we don't see you.





July 20, 2024
Dear Tevis Crews:



You are truly the unsung heroes of the Tevis for your rider. Your work is equally as difficult and exhausting as your rider's as you spend all day supporting and encouraging him/her on the journey of a lifetime. Ride Management appreciates and applauds your commitment to this world-class event.

To ensure that no rider receives an unfair competitive advantage during the event, several policies, procedures, and guidelines have been established by the Board of Governors which the Ride Committee and Cup Committee will enforce during ride weekend. Also listed below are some of the key policies that we have pulled from the contracts under which we operate with the USFS, ASRA, Robie Equestrian Park, and the WSTF Rule book:

1. Do not save camping/parking spots at Robie Park
2. Please do not start your engines prior to 5:30 am on Saturday morning.
3. Scatter manure at Robie Park
4. Pick up garbage, hay & manure at Robinson Flat and toss in the bins provided
5. Pack out garbage at Foresthill or place tied-off bags in dumpster
6. Do not save spaces at Foresthill—parking is first come, first served starting at 8:30 am Thursday, July 18, 2024.
7. Meet your rider at the timed finish and walk with them to McCann Stadium.
8. Return your horse to the vets in the stadium for a recheck 1-2 hours after your finish time.
9. If your rider finishes in Top Ten, be sure you place the stall card (a Cup Committee member will be distributing them) on the horse's stall, follow instructions on the back of the card, and NO WHIPS allowed at Haggin Cup showing in the arena.
10. Remove ALL SHAVINGS from stalls upon your departure from the fairgrounds—be that Sunday after the event or any time earlier. Place your stall shavings in the large dumpster located around the barns for this purpose.
11. You must follow all verbal and written directions from ride officials.

These are not all the rules, please familiarize yourself with the Rule Book for 2024.

Chuck Stalley

2024 Ride Director